

Тетяна Будна

АНГЛІЙСЬКА МОВА

# ENGLISH

Підручник для 3 класу  
закладів загальної середньої освіти  
(з аудіосупроводом)



ТЕРНОПІЛЬ  
НАВЧАЛЬНА КНИГА — БОГДАН  
2020

УДК 811.111(075.2)  
Б 90

**Будна Т. Б.**

Б 90 Англійська мова. English : підручник для 3 кл. закладів загальн. серед. освіти (з аудіосупроводом). / Т. Б. Будна. — Тернопіль : Навчальна книга – Богдан. — 2020. — 112 с. : іл.

ISBN 978-966-10-6008-0

Підручник за своїм змістом відповідає Державному стандарту початкової освіти та типовим освітнім програмам.  
Для учнів 3 класу.

*Охороняється законом про авторське право.  
Жодна частина цього видання не може бути відтворена  
в будь-якому вигляді без дозволу видавництва.*

ISBN 978-966-10-6008-0

© Будна Т.Б., 2020  
© Навчальна книга – Богдан, 2020

---

### Умовні позначення:



– **Listen.** Слухай.



– **Write.** Напиши.



– **Sing.** Співай.



– **Make.** Виготуй.



– **Game.** Гра.



– **Workbook.** Робочий зошит.  
**Multimedia app.**  
Мультимедійний додаток.

# CONTENTS

Vocabulary	Speech Structures	Grammar	Skills
<b>UNIT 1 Welcome Back pp. 6-15</b>			
<b>Greetings</b> <b>Names</b> <b>Countries</b> <b>Nationalities</b> <b>Things</b>	I am... He/She/It is... We/You/They are... What's this? It's a... What are they? They're... The cat's name... The dogs' names... How old is...? Where ... from?	the verb to be 's for pos- session	<b>Listening:</b> identifying the people, things, objects; distinguishing the words; listening for specific information; a conversation and a song <b>Reading:</b> words; short stories <b>Speaking:</b> greeting and introducing; naming the things; asking and answering about name, age, country and pets <b>Writing:</b> an e-mail letter to a new friend
<b>UNIT 2 Family Ties pp. 16-25</b>			
<b>Family members</b> <b>Appearance</b> <b>Parts of the body</b> <b>Numbers 1-100</b> <b>Age</b> <b>Jobs</b>	Who is this? This is Emily's... He's Emily's brother. What does he/she look like? He's tall. He/She's got... How old is he/she? He's/She's...	the verb to have 'a/an' with jobs	<b>Listening:</b> understanding specific information; identifying true and false statements; a conversation and a song <b>Reading:</b> a story, identifying the details <b>Speaking:</b> asking and answering about name, age, appearance of family members <b>Writing:</b> a postcard describing a family
<b>UNIT 3 School pp. 26-35</b>			
<b>Subjects</b> <b>School things</b> <b>Days of the week</b> <b>Telling the time</b> <b>Adjectives</b> <b>Prepositions</b> <b>Action verbs in the lessons</b> <b>Classroom rules</b>	I've got maths on... It's half past ... He usually reads... Does she ... ? Yes, she does. No, she doesn't. I like... I don't like... Do you like ... ?	Present simple for facts basic prepositions of time	<b>Listening:</b> identifying the correct phrase; choosing the correct statement <b>Reading:</b> words and descriptive texts <b>Speaking:</b> telling about school; asking and answering about likes and dislikes in the lessons <b>Writing:</b> a letter about school and favourite lessons; a classroom rules list

## UNIT 4 My Day pp. 36-47

<b>Daily routine</b> <b>Telling the time</b> <b>Action words</b> <b>Commands</b> <b>Christmas and New Year's day words</b>	What time do you get up? At a quarter past... It's ten o'clock. What are you doing? I'm reading. He/She's playing. They/We/You're drinking.	Present continuous for time of speaking	<b>Listening:</b> identifying the correct order; listening for specific information; a conversation and a song <b>Reading:</b> an informative text; short stories <b>Speaking:</b> asking and answering about everyday things; telling about the actions you are doing at the moment; describing Christmas and New Year's Day celebrations <b>Writing:</b> a letter about daily routines
--	---	---	---

## UNIT 5 My House pp. 48-57

<b>Rooms</b> <b>Things in the house and in the flat</b> <b>Furniture</b> <b>Prepositions</b>	This is a house. These are women. There is a ... in the flat. There are some ... in the house. There isn't / aren't any ...	there is(n't)/ are(n't) prepositions of place irregular plurals	<b>Listening:</b> identifying the place; listening for the specific information; a conversation, a rhyme and a song <b>Reading:</b> words; phrases; short descriptive texts <b>Speaking:</b> asking and answering about houses or flats; speaking about favourite room <b>Writing:</b> a description
---	---	---	---

## UNIT 6 In the Kitchen pp. 58-67

<b>Kitchen utensils</b> <b>Food</b> <b>Drinks</b> <b>Cooking instructions</b> <b>Orders</b>	I can lay the table. Take the spoon. Don't touch the machine.	'some' and 'any' in questions and negative statements	<b>Listening:</b> identifying the pictures; a conversation and songs <b>Reading:</b> words; a recipe; a story <b>Speaking:</b> describing the process of cooking; asking and answering about the quantity of things and food stuff; speaking about healthy and unhealthy food; giving commands <b>Writing:</b> writing a recipe
---	---	---	--



UNIT 7 Nature and Animals pp. 68-77			
<b>Wild and domestic animals</b> <b>Pets</b> <b>Continents</b> <b>Parts of the body</b> <b>Animals sounds</b> <b>Verbs</b>	A lion has got a mane. Its mane is bushy and brown. A lion can roar. A cat says 'meow'.	regular and irregular plurals can for ability personal pronouns	<b>Listening:</b> listening for specific information; identifying the words; a conversation, a rhyme and songs <b>Reading:</b> words, riddles; a narrative text <b>Speaking:</b> describing the appearance of animals and birds; talking about pets; interviewing classmates and reporting what they can or can't do <b>Writing:</b> describing an animal or a bird
UNIT 8 Seasons, Weather, Clothes pp. 78-87			
<b>Months</b> <b>Seasons</b> <b>Weather words</b> <b>Nature</b> <b>Clothes</b> <b>Exclamations</b> <b>Adjectives</b>	It's so warm. When can I wear ... ? In...	Prepositions of time Present simple for states was/were with complements	<b>Listening:</b> distinguishing the sequence of actions; identifying the correct word; a conversation and a song <b>Reading:</b> words, riddles; a descriptive text <b>Speaking:</b> talking about the weather; asking and answering about seasons, months and clothes; interviewing classmates and reporting about their weather preferences <b>Writing:</b> a short description of the seasons; completing texts with necessary words
UNIT 9 Hobbies and Fun pp. 88-97			
<b>Hobbies</b> <b>Entertainment</b> <b>In the amusement park</b> <b>Opinion adjectives</b>		Past simple for finished time some regular and irregular verbs expressing likes and dislikes	<b>Listening:</b> identifying the pictures; listening for specific information; a conversation and songs <b>Reading:</b> a letter completing it with the given verbs in the past <b>Speaking:</b> expressing likes and dislikes; making and responding to suggestions; talking about hobbies and things you did yesterday <b>Writing:</b> a diary page
<b>A Fairy Tale</b> pp. 98-103			
<b>Picture Dictionary</b> pp. 104-111			



### 1. Listen and repeat.



Ukraine — Ukrainian



Poland — Polish




chocolate bar



Germany — German



Italy — Italian



cheese



### 2. Listen and read.

1



2



3



4



### 3. Talk with a friend.

What's this? — It's a flower.  
What are they? — They're flowers.



## Lesson 2

## Welcome Back



### 1. Listen and repeat. Look and say.

— Where's he from?  
— He's from France. He's French.



Britain / British



France / French



Turkey / Turkish



Greece / Greek

### 2. Grammar Focus.



<b>I am</b> he / she / it <b>is</b>	<b>I am not</b> he / she / it <b>is not</b>	<b>Am I?</b> <b>Is</b> he / she / it?	<b>I'm, I'm not</b> he's, he <b>isn't</b>
we / you / they <b>are</b>	we / you / they <b>are not</b>	<b>Are</b> we / you / they?	you're, you <b>aren't</b>

### 3. Read and fill in *am*, *is*, *are*.

I \_\_\_\_ Marek.

I \_\_\_\_ from Poland.

I \_\_\_\_ Polish.

Penelope and I \_\_\_\_ friends.

Penelope \_\_\_\_ not from Poland.

She \_\_\_\_ from Greece.

She \_\_\_\_ Greek.

We \_\_\_\_ good friends.

### 4. Ask and answer.

— Is he British?  
— No, he isn't.  
He's French.



Is she Turkish?  
No, \_\_\_\_.  
She's \_\_\_\_.



Are they Italian?  
No, \_\_\_\_.  
They're \_\_\_\_.





## 1. Listen and repeat.



Rome



Kyiv



Paris



Berlin

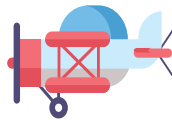


## 2. Listen and read.



- How old is Antony?
- He's nine years old.
- Where's he from?
- He's from Rome, Italy.
- What's this?
- It's his cat Bacio.
- What are those?
- His dogs Rocco and Alba.
- They're cute!

## 3. Grammar Focus.



The **cat's name** is Bacio.

The **dogs' names** are Rocco and Alba.

## 4. Read again and answer.

1. How old is Antony?
2. Where's he from?

3. What's the cat's name?
4. What are the dogs' names?

## 5. Ask and answer.

1



- How old is she?
- She's **ten** years old.
- Where is she from?
- She's from **Kyiv**, **Ukraine**.

2

**London**,  
**England**

15

3

**Berlin**,  
**Germany**

20

18



## Lesson 4

## Welcome Back

### 1. Look, read and say.



Daniel

parrot / Apollo  
kittens / Stella and Lucy

This is Daniel's parrot.  
The parrot's name is Apollo.  
These are his kittens.  
The kittens' names are Stella  
and Lucy.



Olivia

hamster / Apple  
puppies / Benito and Prince

### 2. Read. Mark the sentences true (T) or false (F).

1. The parrot's name is Apple. .... ☐
2. The hamster's name is Stella. .... ☐
3. Benito and Prince are puppies. .... ☐
4. Stella is a cat. .... ☐



### 3. Read and say.

Tim, 14	Emma, 18	Lucien, 13	Ahu, 12
Leeds / England	Krakow / Poland	Paris / France	Ankara / Turkey
dog / Muffin	cat / Leo	3 fish / Flash / Comet / Bubbles	2 rabbits / Snowball / Bunny

1. Tim is fourteen. He's from Leeds, England. His dog's name is Muffin.

### 4. Speak about you. Write.

I'm \_\_\_\_\_. I'm from \_\_\_\_\_. My \_\_\_\_\_.





## Listening



1. Listen. Tick (✓) the correct word.

☐ Hans  
☐ Claus

☐ twelve  
☐ eleven

☐ Berlin  
☐ Drezden

☐ cat  
☐ dog

☐ big  
☐ small

☐ brown  
☐ black


2. Listen again, read and choose.

To: ben@gmail.com

Subject: Hans

Insert: Attachment Photos Videos

Tahoma 10 B I U


Hi!

My name's *Hans / Claus*. I'm *twelve / eleven* years old and I'm from *Berlin / Drezden*, Germany.

This is my *cat / dog* Ulf. It's *big / small* and *brown / black*.

What about you?

Your pen friend,  
Hans.



3. Read again. Answer the questions.

1. Where is the boy from?
2. How old is he?
3. What's his pet's name?
4. What colour is it?

4. Speak about Hans.



## Lesson 6

## Welcome Back

### Reading



#### 1. Listen and repeat.



a **quick** mouse



a **funny** guinea pig



a **slow** turtle



#### 2. Listen and read.

Hi! This is my pen friend from Poland. His name is Alex.

He is eleven years old. This is Alex's guinea pig, Alice. It's funny.



Hello! I'm Erik. I'm 14 years old and I'm from Greece. My pet's name is Leonardo. It is a turtle. It's very slow.



Hi! These are Paola and Anna. Now they are in Paris but they are not from France. Paola is from Italy and Anna is from Ukraine. They've got a pet mouse. It's very quick!



#### 3. Read again. Tick (✓) the answer.

	Who is this?	Alex	Erik	Paola	Anna
1	He's from Greece.				
2	She's from Ukraine.				
3	He's from Poland.				
4	She's in Paris now.				
5	He's got a turtle.				
6	His pet's name is Alice.				

#### 4. Choose a friend or a group to ask and answer the questions.

- Where is Alex from?
- How old is Erik?
- Whose pet is Leonardo?
- Where is Paola from?



# Welcome Back

## Writing

## Lesson 7

Write an e-mail message to a new friend.

Start like this:

New message

To  
Subject

Hi \_\_\_\_\_!

My name's \_\_\_\_\_. I'm \_\_\_\_\_ years old and I'm from \_\_\_\_\_, \_\_\_\_\_.

This is my \_\_\_\_\_ and these are my \_\_\_\_\_. They're cute!

Please, write about you.

Your pen friend,

\_\_\_\_\_

Send

## Speaking

Ask and answer about you.



1. What's your name?
2. How old are you?
3. Where are you from?
4. What is your favourite colour?
5. What's your dog's / cat's name?
6. What colour is it?



# Lesson 8

# Welcome Back

## Let's Play

Play a guessing game.

 Vlad 9	 Zoriana 10	 Kostas 11	 Amelia 9	 Sophia 11	 Lucien 10
Ukraine					
					
Ukrainian					
 Buddy	 Fluffy	 Nemo	 Coco	 Oliver	 Swift

### 1. Ask and answer.

- Are you from Ukraine?
- No, I'm not.
- Are you from France?
- Yes, I am.
- Are you nine?
- No, I'm ten.
- You're Lucien!
- Well done!

### 2. Describe. Guess who it is.

- This is a boy. He's 9. His pet is Buddy.
- Is this Vlad?
- Yes, it is.
- Super!

### 3. Talk with a friend.

#### Ask and answer.

- Where's Zoriana from?
- How old is she?
- What's her pet?
- What's the pet's name?



## 1. Listen and sing.



Where are you from?  
Where are you from?  
Where are you from?  
Where are you from?

Italy? Poland?  
France? Spain?  
Britain? Canada?  
China? Ukraine?

Where are you from?  
Where are you from?  
Where are you from?  
Where are you from?

They are from Poland.  
He is from Spain.  
She is from China.  
We are from Ukraine!

## 2. Look and sing again.

Germany  
Greece  
Italy  
Turkey



# Lesson 10

# Welcome Back

## Project



### 1. Make a poster "Welcome Back".



### 2. Show and say.

I'm Nataalka.  
I'm from Ukraine.  
I'm eight.  
Taras is my friend.  
We are friends.







## 1. Listen and repeat.



Mia's



parents



grandparents



aunt and uncle

cousins,  
twins

## 2. Listen, point and circle.

1. They are Mia's *parents* / *grandparents*.
2. They are Mia's *grandparents* / *cousins*.
3. They are Mia's *brothers* / *cousins*.
4. This is Mia's *aunt* / *uncle*.
5. This is Mia's *aunt* / *uncle*.
6. They are *twins* / *grandparents*.

CHINA

Honkong



## 3. Listen and read.

1

With pleasure,  
come on Buddy.

This is our first  
day in Kyiv. Let's  
go for a walk.

2

Hello, my name's  
Mia. And this is  
my dog Bun.

Oh, hi! Nice to  
meet you, Mia.

We're Vlad and  
Zoriana and this  
is our dog Buddy.

Nice to meet  
you, too.

3

Where are you  
from, Mia?

I'm from China, but  
I live in Kyiv now.

4

Oh, really? Welcome  
to Ukraine!



## 4. Listen again. Mark the sentences true (T) or false (F).

1. Vlad and Zoriana are in China. .... ☐
2. Mia is from Ukraine. .... ☐
3. Vlad, Zoriana and Mia have got pet dogs... ☐
4. Mia's dog is Bun. .... ☐




## Lesson 2

## Family Ties




### 1. Listen and repeat.



### 2. Look, say and fill in.

Tom is Emily's husband.  
 Emily is Tom's \_\_\_\_\_.  
 Alice is Tom and Emily's \_\_\_\_\_.  
 Ben is their \_\_\_\_\_.  
 Sally is Ben's \_\_\_\_\_.  
 Nick is Ben's \_\_\_\_\_.

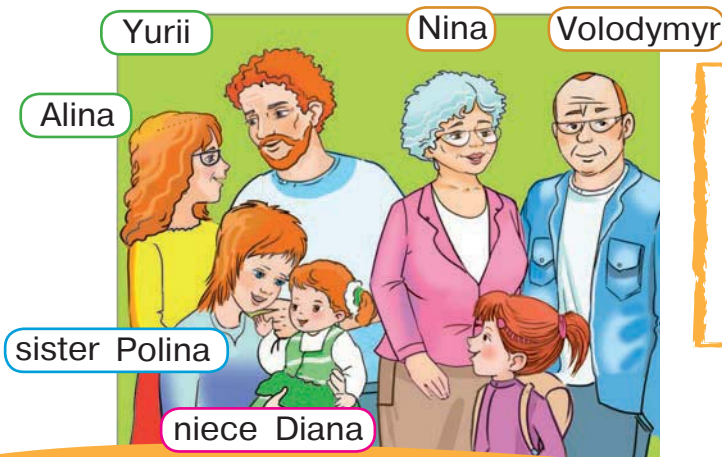


### 3. Look again, read and choose.

1. John is Alice's *husband* / *uncle* / *brother*.
2. Emily is Tom's *wife* / *aunt* / *sister*.
3. Nick is Sally's *brother* / *nephew* / *son*.
4. Sally is John's *niece* / *daughter* / *mother*.
5. Tom and Emily are Ben's *parents* / *grandparents* / *cousins*.
6. Alice is Ben's *sister* / *niece* / *daughter*.



### 4. Look, say and write.



Who is this? — This is Zoriana's sister Polina.

Who are they? — They are Zoriana's grandparents Nina and Volodymyr.





## 1. Listen and repeat.

tall

slim

straight hair



short

plump

wavy hair



## 2. Look, listen and repeat.

What does Mia look like?  
She's short and slim.  
She's got curly hair and  
dark eyes.

What does Han look like?  
He's tall and slim.  
He's got wavy hair and  
grey eyes.

## 3. Grammar Focus.

I/you <b>have got</b>	I/you <b>have not got</b>	<b>Have</b> I/you <b>got</b> ?
he/she/it <b>has got</b>	he/she/it <b>has not got</b>	<b>Has</b> he/she/it <b>got</b> ?
we/you/they <b>have got</b>	we/you/they <b>have not got</b>	<b>Have</b> we/you/they <b>got</b> ?
I've <b>got</b> He's <b>got</b>	I <b>haven't got</b> He <b>hasn't got</b>	



## 4. Look, say and write.

- What does Zoriana's uncle look like?  
— He's tall and slim. He's got red hair and green eyes.
- What does \_\_\_\_\_?  
— She's \_\_\_\_\_. She's got \_\_\_\_\_.
- What does \_\_\_\_\_?



uncle

niece

cousin

## 5. Say how your family members look like.

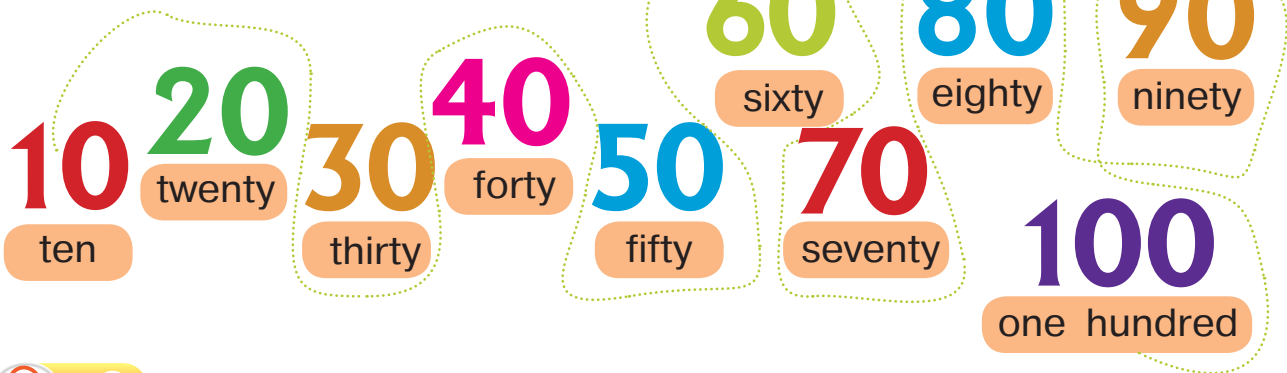
My cousin Billy is ... . He's got ... and ... .




## Lesson 4

## Family Ties

### 1. Listen and repeat.




### 2. Listen and write the names.



### 3. Talk with a friend.

- It's my grandma's birthday today.
- Really? How old is she?
- She's eighty-two.



nephew/19



niece/26



grandma/82



grandpa/93

### 4. Speak about your family and friends.

My mum is ... years old. She is pretty. She is ... . She's got ... .  
My friend Mike is ... years old. He's ... . He's got ... .





## 1. Listen and repeat. Match.



## 2. Listen and repeat. Ask and answer.

1. Alice / doctor / hospital  
— What's her job?  
— She's a doctor. She works in a hospital.

2. John / manager / bank  
3. Ben / waiter / café  
4. Sally and Nick / students  
5. Tom and Emily / farmers

## 3. Listen, then read and fill in.

— Hi, Jill, have you got a big \_\_\_\_\_?  
— No, \_\_\_\_\_ one brother, a mum and a dad.  
— What does your \_\_\_\_\_ look like?  
— He's tall and slim. He's got dark hair and brown \_\_\_\_\_.  
— What about your mum?  
— She's very pretty. She's got blond wavy \_\_\_\_\_ and blue eyes. And my \_\_\_\_\_ looks like me. He's short and plump and he wears glasses.

## 4. Read again. Mark the sentences true (T) or false (F). Talk with a friend.

1. Jill's family is big. .... ☐
2. They are a family of five. .... ☐
3. Jill's mother has got blond wavy hair. .... ☐
4. Jill wears glasses. .... ☐





## Lesson 6

## Family Ties

### Reading

#### 1. Look, read and choose.

To
Subject
<p>Hi!</p> <p>My name's Tim. I <i>am/is</i> 14 and I am from Leeds, England. I am tall and slim and I <i>have got/has got</i> fair hair and grey eyes. I have got two cousins: Emily and Sarah. They <i>have/are</i> 27. They are twins. Emily is short and plump. She <i>is/has got</i> long red curly hair and green eyes. Sarah <i>are/is</i> short and slim. She has got short dark straight hair and blue eyes. Sarah <i>wear/wears</i> glasses.</p> <p>Emily is a vet and Sarah is a hairdresser. They live and work in London.</p> <p>Have you got any cousins?</p> <p>Love,</p> <p>Tim.</p>
<div>Send</div> <div> </div>



#### 2. Read again. Tick (✓) the answer.

	Who is this?	Tim	Emily	Sarah
1	He / She is short and plump.			
2	He / She is tall and slim.			
3	He / She's got green eyes.			
4	He / She's got red curly hair.			
5	He / She wears glasses.			
6	He / She is fourteen.			

#### 3. Choose a friend or a group to ask and answer the questions.

1. Where's Tim from?
2. How old are Emily and Sarah?
3. What does Sarah look like?
4. Is Emily a hairdresser?

#### 4. Talk with a friend. Speak about your cousins.



Send a postcard to your pen friend. Describe you and your family.

Start like this:

Hi \_\_\_\_\_!

My name's \_\_\_\_\_ and I'm from \_\_\_\_\_,  
\_\_\_\_\_. I'm \_\_\_\_\_ years old.

This is a photo of me and my family. I'm  
\_\_\_\_\_ and \_\_\_\_\_. I've got \_\_\_\_\_ hair  
and \_\_\_\_\_ eyes. I'm wearing a \_\_\_\_\_  
and \_\_\_\_\_.

Guess where I am in the picture.

Please, send me your photos.

With love,  
\_\_\_\_\_



### Speaking







1. Describe your family photo.
2. Tell your friends about your parents, grandparents, aunts, uncles, cousins, nephews and nieces.

Say:

- what their names are;
- how old they are;
- what they do.



## Let's Play

 <b>49</b> Jemma	 <b>43</b> Fred	 <b>35</b> Lucy	 <b>27</b> Bill	 <b>43</b> Jane	 <b>56</b> Simon
doctor	farmer	manager	doctor	farmer	manager

### 1. Ask and answer.

- Is this a man or a woman?
- It's a woman.
- What does she look like?
- She's short and plump. She's got long wavy hair.
- How old is she?
- She is thirty-five.
- What does she do?
- She's a manager.
- Is this Lucy?
- Yes, it is. Well done!

### 2. Describe. Guess who it is.

- This is a man. He's short and slim. He's got dark curly hair. He's twenty-seven years old. He's a doctor.
- Is this Bill?
- Yes, it is! Well done!

### 3. Talk with a friend. Ask and answer.

1. What does Jemma look like?
2. How old is she?
3. What does she do?





1. Listen and sing.

## What Does Your Mother Do?

What does your mother do?  
What does your mother do?  
She's a manager.  
She works in a bank.

What does your father do?  
What does your father do?  
He's a doctor.  
He works in a hospital.


What does your aunt do?  
What does your aunt do?  
She's a waiter.  
She works in a café.

What does your uncle do?  
What does your uncle do?  
He's a farmer.  
He works on a farm.



2. Look and sing again.

students / college  
football player / football club  
photographer / parties








## Lesson 10

## Family Ties

### Project



#### 1. Make a family tree booklet.



#### 2. Show and say.

This is my mum Anna.  
She's tall and slim.  
She's thirty-two.  
My mum likes music.  
She plays the drums.  
I love my mum.




### 1. Listen, point and repeat.




English



maths



Ukrainian



music



PE






art



IT

### 2. Listen and read.



### 3. Look, write and say.

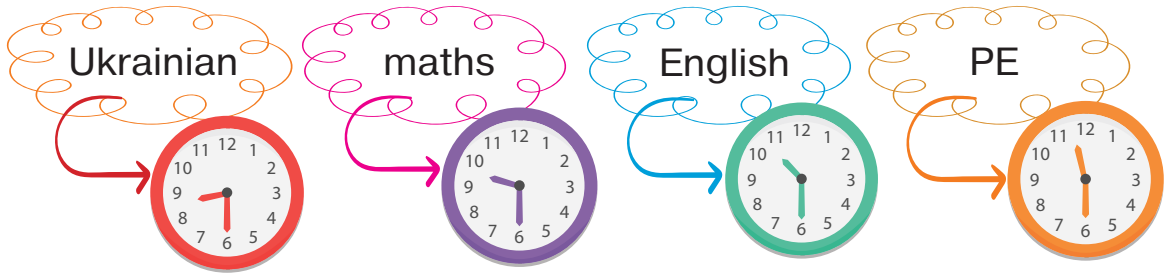
English	PE	maths	Ukrainian	IT
book	PE kit	ruler	pen	workbook

- We've got English today.  
— Don't forget your English book.



## Lesson 2

### 1. Listen and repeat. Look and say.



It's **half past** eight. — It's time for our Ukrainian lesson.

### 2. Listen, then read and choose.


- It's half past *eight* / *nine*.
- It's time for our *maths* / *art* lesson.
- I don't like maths. It's difficult.
- What about *PE* / *English*?
- Oh, I like English! It's interesting.



### 3. Grammar Focus.

I / you <b>get up</b>	I / you <b>don't get up</b>	<b>Do</b> I / you <b>get up</b> ?
He / she / it <b>gets up</b>	He / she / it <b>doesn't</b> get up	<b>Does</b> he / she / it <b>get up</b> ?
We / you / they <b>get up</b>	We / you / they <b>don't</b> get up	<b>Do</b> we / you / they <b>get up</b> ?
like — likes walk — walks	catch — catches wash — washes	go — goes fly — flies do — does have — has

### 4. Look, write and say.



- When do you get up on Mondays?
- I usually get up at 6:30 in the morning.





### 1. Listen, point and repeat.



write



read



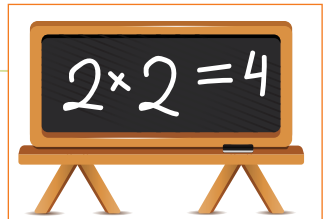
sing songs



learn new words

### 2. Listen and read. Make up the dialogues.

1. dictionary / always / learn new words  
— Have you got a dictionary? We always learn new words in this lesson.  
— Yes, I like English. We often play games with Miss Brown.



do sums

2. workbook / usually / write
3. book / always / read
4. calculator / usually / do sums

### 3. Grammar Focus.



<b>always</b>	We <b>always</b> read and write in the lessons.
<b>usually</b>	The teacher <b>usually</b> shows funny pictures.
<b>often</b>	My friend <b>often</b> talks in the lessons.
<b>seldom</b>	He <b>seldom</b> forgets his PE kit.
<b>never</b>	I am <b>never</b> late for school.

### 4. Ask and answer.

1. What do you usually do in the maths lesson?
2. Do you always sing songs in the music lesson?
3. Do you usually read in the Ukrainian lesson?

### 5. Speak about your lessons at school. Talk with a friend. Say what you usually do in the lessons.

I usually ... in the ... lessons.





## Lesson 4



### 1. Listen and repeat.



draw



paint



colour



cut out



### 2. Ask, answer and write.

		Pete	Kate
1. paint	Do you like to paint?	☺ Yes, I do.	☹ No, I don't.
2. draw	Do you like to draw?	☺	☹
3. count	Do you like to count?	☹	☺
4. run	Do you like to run?	☹	☹
5. write	Do you like to	☺	☹
6. read	Do you like to	☹	☺
7. do sums	Do you like	☺	☹
8. colour	Do you like	☹	☺
9. sing songs	Do you	☺	☹
10. play games	Do you	☹	☺
11. cut out	Do	☺	☹
12. do exercises	Do	☹	☺



### 3. Ask and answer. Write.

- What does Pete like and doesn't like to do at school?
- What does Kate like and doesn't like to do at school?



### 4. Write what you and your classmates like and don't like to do at school.

I like...  
 I don't like...  
 My classmates like...  
 My classmates don't like...



### Listening



1. Listen and repeat.



raise your hand



help your  
classmates



be nice



come to school  
in time



scream



listen to the  
teacher



be late



2. Listen, read and choose.

### Classroom Rules

1. Always / Never scream.
2. Always / Never be nice.
3. Always / Never be late for classes.
4. Always / Never come to school in time.
5. Always / Never listen to the teacher.
6. Always / Never raise your hand to ask and answer.
7. Always / Never help your classmates.



3. Write a list of the school rules you follow. Discuss.



1. I always \_\_\_\_.
2. I never \_\_\_\_.

# Lesson 6

## Reading



### 1. Listen and repeat.



play ball games



watch cartoons



surf the net



help carry books



### 2. Listen and read.



Ken

I like school. I always paint pictures in the art lesson. I play new ball games in the PE lesson. I watch cartoons in the English lesson.

I like music and computers. I seldom sing songs in the music lesson. I always surf the net in the IT lesson.



Lola



Helen

I don't like art and PE. I never run in the PE lesson. I like Ukrainian and English. I always help my teacher carry books.

We always listen to the teacher. We never talk with classmates in the lessons. We usually have a good day at school.



Paul and Mike

### 3. Tick (✓) or cross (×).

Who...	Ken	Lola	Helen	Paul and Mike
doesn't like art and PE?				
never runs in the PE lesson?				
likes music and computers?				
watches cartoons in the English lesson?				
never talks with classmates?				

### 4. Choose a friend or a group to ask and answer the questions.

1. What does Ken usually do in the art lesson?
2. Does Lola always sing songs in the music lesson?
3. Do Paul and Mike usually have a good day at school?



## Writing

Write a letter to the pen friend about your school and favourite lessons at school.

New message
— □ ×

To

Subject

Dear \_\_\_\_\_,

I like school. I follow the school rules and always come to school in time.

School starts at \_\_\_\_\_ in the morning. I usually have \_\_\_\_\_ lessons, but on Mondays I have \_\_\_\_\_ lessons.

My favourite lesson is \_\_\_\_\_. We usually \_\_\_\_\_ and \_\_\_\_\_ in these lessons.

I never forget my \_\_\_\_\_. Miss \_\_\_\_\_ is my \_\_\_\_\_ teacher. She is very nice.

What is your favourite lesson at school?

Write me soon.

Love,

\_\_\_\_\_

Send

| ▾

## Speaking

Point, ask and answer.

Monday	Tuesday	Wednesday	Thursday	Friday
English	maths	Ukrainian	art	PE
maths	Ukrainian	PE	IT	English
art	music	English	Ukrainian	maths

What lessons have you got on Mondays? — We've got English, maths and art.

When have you got PE? — We've got PE on Wednesdays and Fridays.



# Lesson 8

## Let's Play

Monday	9.00	10.00	11.00	13.00	14.00
Kate	IT	art	PE	English	maths
					
Billy	English	maths	PE	art	IT
					

### 1. Ask and answer.

- When does Kate have English?
- At one o'clock in the afternoon.
- What does Kate use in her English lesson?
- Her dictionary.

### 2. Describe. Guess what lesson it is.

The pupils work on the computers in this lesson.  
 The pupils surf the net.  
 The pupils write e-mail letters.  
 What lesson is it?

### 3. Talk with a friend. Ask and answer.

1. What is your favourite lesson?
2. When do you have it?
3. What do you use in this lesson?





## Let's Sing!

## 1. Listen and sing.

## I Can Follow the Rules

I can follow the rules.  
 Follow the rules.  
 Follow the rules.  
 And I have a good day  
 When I follow the rules at school.



**FOLLOW  
THE RULES**

I can come to school in time.  
 Come to school in time.  
 Come to school in time.  
 And I have a good day  
 When I follow the rules at school.



**COME TO  
SCHOOL IN TIME**

I can listen to the teacher.  
 Listen to the teacher.  
 Listen to the teacher.  
 And I have a good day  
 When I follow the rules at school.



**LISTEN TO  
THE TEACHER**

I can help my classmates.  
 Help my classmates.  
 Help my classmates.  
 And I have a good day  
 When I follow the rules at school.



**HELP YOUR  
CLASSMATES**

## 2. Look and sing again.



**RAISE YOUR HAND**



**BE NICE**



**BE A GOOD  
FRIEND**

# Lesson 10

## Project



### 1. Make an ideal school timetable.



### 2. Show and say.

I go to school five days a week.  
I have four lessons every day.  
On Monday I have ...  
On Tuesday ...  
I love school.

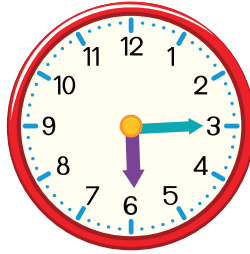




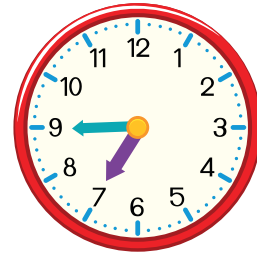
## 1. Listen and repeat.



wake up



It's a quarter past six.



It's a quarter to seven.




## 2. Listen and read.

1



2



3



4



## 3. Point, ask and answer.



wake up



have breakfast



go to school

- What time do you wake up?
- At a quarter past six.

## 4. Talk with a friend.

- What time do you get up?
- At a quarter past seven. And you?
- I get up at seven o'clock.





# Lesson 2


y ay

## 1. Look and say.



a

wake up




b

take a shower



c

brush my teeth



d

comb my hair



e

get dressed



f

make my bed



g

have breakfast



h

go to school

a) It's a quarter past six. She is waking up.

## 2. Grammar Focus.



I **am** reading.  
He / she / it  
**is** reading.  
We / you / they  
**are** reading.

I'm **not** reading.  
He / she / it  
**isn't** reading.  
We / you / they  
**aren't** reading.

**Am** I reading?  
**Is** he / she / it  
reading?  
**Are** we / you / they  
reading?



## 3. Look, write and say.



1



2



3



4

— What are you doing?  
— I'm combing my hair.





### 1. Listen and repeat. Look and say.



come back  
home



wash the dishes



do my homework



eat a snack

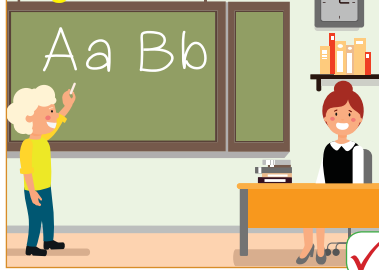


### 2. Listen, then tick (✓) or cross (✗). Read and practise.


#### Music lesson



#### English lesson



— Are you having a music lesson now?  
— No, I'm not. I'm having English.



### 3. Grammar Focus.



walk — walking  
brush — brushing  
help — helping

sit — sitting  
run — running  
get — getting

come — coming  
have — having  
take — taking



### 4. Look at the pictures (exercise 2) and say. Write.

Picture 1. She isn't having a music lesson now. She's having English.





## 1. Listen and repeat.



play with friends



go swimming



have dinner



visit grandma

## 2. Read. Tick (✓) or cross (×).

1. What is Sam doing?

He's playing with his friends..... ☐

He's going swimming..... ☐

2. What is Pam doing?

She's visiting her grandma..... ☐

She's having dinner..... ☐

3. What are Dan and Paulina doing?

They're waking up..... ☐

They're going to school..... ☐



## 3. Read and number the pictures.

What are they doing?

1. Zoriana is writing.

2. Mia is eating a snack.

3. Candy is drawing.

4. Andy is doing his homework.



## 4. Play a miming game.



Are you taking a shower? — No, I'm not.

Are you combing your hair? — No, I'm not.

What are you doing? — I'm brushing my teeth.







## 1. Listen and read.



cook



buy a present



do the washing



play the piano



visit their granny



write an email



clean the room



take a bath



## 2. Listen, then read and fill in.

It's Saturday morning. Susan doesn't go to school on Saturdays. It's 9 o'clock. Susan is helping her mum. They are 1) \_\_\_\_\_. It's 10 o'clock. Susan is 2) \_\_\_\_\_ and her mum is 3) \_\_\_\_\_. It's 12 o'clock in the afternoon. Susan is 4) \_\_\_\_\_ to her friend Jenny. Her brother Ken is 5) \_\_\_\_\_. It's 3 o'clock in the afternoon. She is in the shop with her mum. They are 6) \_\_\_\_\_ a present for granny. It's 5 o'clock. They are 7) \_\_\_\_\_. It's 10 o'clock in the evening. The girl is 8) \_\_\_\_\_ before going to bed.

## 3. Read again. Mark the sentences true (T) or false (F).

1. Susan is at home today. .... ☐
2. In the morning she takes a bath. .... ☐
3. Susan's brother likes to play the piano. .... ☐
4. The girl visits her granny in the afternoon. .... ☐
5. In the evening she watches cartoons. .... ☐





## Lesson 6

y ay

### Reading



#### 1. Listen and repeat.



ranch



look after the animals



rodeo



#### 2. Listen and read.

Levi is a cowboy. He lives in Texas, the USA. He gets up when the sun is coming up. He eats big breakfast. He gets dressed. He puts on his cowboy jacket, jeans and boots, gloves and a hat. Levi has a lot of work during\* the day and even\*\* at night. He looks after the animals.

It is seven o'clock in the evening now. The cowboy is at home with the family. He is eating good food and watching a rodeo on TV.



#### 3. Read again. Correct the wrong sentences.

1. Levi is a farmer.
2. Levi has small breakfast.
3. Levi looks after his brother.
4. Levi is watching a cartoon on TV now.
5. Levi is spending the evening with friends today.



#### 4. Look at the picture of exercise 2, say or write.

- What is Levi wearing?
- Levi is wearing a...



#### 5. Write the answers. Discuss in groups or in pairs.

1. Who is Levi? Where is he from?
2. When does Levi get up?
3. What does Levi do on the ranch?
4. What does Levi do in the evenings?

\* during — упродовж

\*\* even — навіть



Write a letter to your friend about your day.

Start like this:

Hi \_\_\_\_\_,

I like to get up early. I take a \_\_\_\_\_  
and get \_\_\_\_\_. Then I make my  
\_\_\_\_\_ and have \_\_\_\_\_. After  
breakfast I catch the \_\_\_\_\_ and go  
to \_\_\_\_\_.

In the afternoon I come \_\_\_\_\_,  
have \_\_\_\_\_, help my \_\_\_\_\_ and  
do my \_\_\_\_\_.

In the evening I usually play with  
\_\_\_\_\_, read \_\_\_\_\_ and write  
\_\_\_\_\_.

I always go to \_\_\_\_\_ early.

Write me about your day.

Best wishes,  
\_\_\_\_\_

### Speaking

Ask and answer.

1. have a music lesson / Mondays and Tuesdays  
— Do you have a music lesson every day?  
— No, I don't have music on Mondays and Tuesdays.
2. come back home at 3 o'clock / Tuesdays and Fridays
3. help mum / Saturdays and Sundays
4. eat a snack at 4 o'clock / Mondays and Wednesdays



## Let's Play

			
	<input type="checkbox"/> go home <input type="checkbox"/> have lunch <input type="checkbox"/> have breakfast <input type="checkbox"/> have dinner <input type="checkbox"/> take a shower <input checked="" type="checkbox"/> 1. wake up		<input type="checkbox"/> brush teeth <input type="checkbox"/> watch TV <input type="checkbox"/> go to bed <input type="checkbox"/> go to school <input type="checkbox"/> do homework <input type="checkbox"/> play football
			

1. Arrange in order.

2. Number the pictures.

3. Talk with a friend. Ask and answer.

— It's 7 o'clock. What is he doing now?

— He is waking up.





## 1. Listen and sing.

**What Are You Doing?**

What are you doing, Andy?  
I'm waking up.  
I'm waking up.  
And what about you?  
What are you doing, Candy?

I'm brushing my teeth.  
I'm brushing my teeth.  
And what about you?  
What are you doing, Andy?

I'm eating a snack.  
I'm eating a snack.  
And what about you?  
What are you doing, Candy?

I'm helping my mum.  
I'm helping my mum.  
And what about you?  
What are you doing, Andy?



## 2. Look and sing again.






## Project



### 1. Make a picture diary "My Day".



### 2. Show and say.

I wake up at seven o'clock.  
Then I brush my teeth and get dressed.  
I have breakfast at half past seven.  
I pack my bag at a quarter to eight.  
At eight o'clock I go to school.





## 1. Listen and read.



My favourite day is December, 31. It is New Year's Day. We usually stay at home on this day. My dad, my sister and I decorate our New Year's Tree. We always decorate our house, too! We eat special food. We wear funny clothes. I like to give presents to my family.

Zoriana



My favourite day is December, 25. It is Christmas. My family and my aunt usually go to see our grandparents on this day. We have a barbeque in the garden. We play funny games. I like to get presents at Christmas.

Pete

## 2. Read again and tick (✓) the answer.


Who usually...?	Zoriana	Pete
celebrates Christmas		
celebrates New Year's Day		
goes to see grandparents		
stays at home		
wears funny clothes		
plays funny games		
gives presents		
gets presents		

## 3. Say how you celebrate Christmas and New Year's Day.



## 1. Look and say.

What are they doing now?



A



B

## 2. Read and choose A or B.

1. The family is in the room. .... A / B
2. They're decorating the New Year's Tree. .... A / B
3. They're eating Christmas cookies. .... A / B
4. They're celebrating New Year's Day. .... A / B
5. They're giving presents. .... A / B
6. The children are getting presents. .... A / B
7. They're wearing special clothes. .... A / B

## 3. Speak about New Year's Day in Ukraine.

## 4. Say how people celebrate Christmas in England.

## 5. Answer the questions.

1. What's your favourite day?
2. When is it?
3. Where do you go?
4. What do you do?
5. Do you eat special food?
6. Do you wear special clothes?
7. Do you give or do you get presents?





### 1. Listen and repeat.



house



flat



painting



inside

### 2. Listen and read.



### 3. Listen again. Mark the sentences true (T) or false (F). Talk with a friend.

1. The children are in the house. .... ☐
2. They see many books in the house..... ☐
3. They like one painting..... ☐
4. They can see a family in the painting. .... ☐
5. This is the man's crown. .... ☐






## 1. Listen and repeat. Look and say.




kitchen



hall



bedroom




study

There're four pictures in the bedroom.

## 2. Grammar Focus.

There is a chair in the room.  
**there is = there's**

There are three chairs in the room.  
**there are = there're**



sitting room

## 3. Read and fill in *is* or *are*.



1. There \_\_\_\_\_ a hall in my flat.
2. There \_\_\_\_\_ shelves for shoes and bats.
3. There \_\_\_\_\_ flowers that bloom.
4. There \_\_\_\_\_ three cats in this room.
5. There \_\_\_\_\_ a study in the house.
6. There \_\_\_\_\_ a place for my little toy mouse.

## 4. Read exercise 3 again. Learn the rhyme. Tell about your flat.






## 1. Listen and repeat.




carpet

sofa



mirror

drawers



wardrobe

## 2. Grammar Focus.



Is there a carpet on the floor? —  
Yes, there **is**. / No, there **isn't**.

Are there any windows in the room? —  
Yes, there **are**. / No, there **aren't**.


There **isn't** a study in the house.

There **aren't** any stairs in the house.



## 3. Listen and fill in the missing words.

- This is my \_\_\_\_\_. It's big and light.
- Is there a \_\_\_\_\_ in your room?
- Yes, there is. It's oval and \_\_\_\_\_.
- Are there any \_\_\_\_\_ in your room?
- Yes, there are. There are two chairs and a \_\_\_\_\_.



## 4. Play a guessing game "What's in the Drawers?".

Is there a book in the drawers? — Yes, there is.

Are there any pencils in the drawers? — No, there aren't.



## Lesson 4

y se

### 1. Listen and repeat. Look and say.



- Are there any windows in the house?
- Yes, there are. There are three windows in the house.

### 2. Grammar Focus.

a woman — women a man — men a child — children

### 3. Look, read and tick (✓).




- ☐ a man — two men
- ☐ a woman — three women
- ☐ a child — four children



### 4. Look and say. Write.

- 1) There isn't a table in the room.
- 2) There aren't any beds in the room.




beds  
table  
mirror  
wardrobe  
pictures  
carpet







**1. Listen and choose the correct picture.**



**2. Listen again, agree (+) or disagree (-).**

1. Four people live in the cottages. .... ☐
2. A new cottage is very small. .... ☐
3. There's a garden in the flat. .... ☐
4. Susan likes her sitting room. .... ☐
5. Jack's family lives in the big house. ... ☐

**3. Speak about children and their houses.**



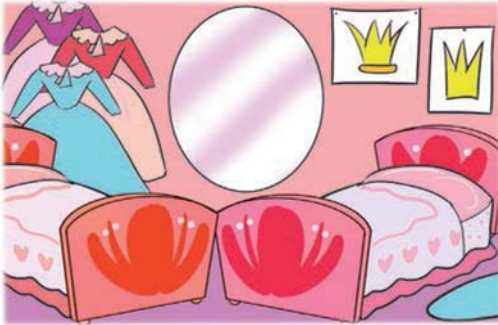


## Reading



### 1. Listen and read.

#### Brighton's Hotel



This is Brighton's hotel. There are cool rooms for children in this hotel.

- A.** This is a princess room. There are paintings of crowns on the walls. There are two beds in the room. The beds are flowers. There is a big mirror and there are lots of dresses.
- B.** This is a pirate room. There are paintings of ships on the walls. There are three beds in the room. The beds are boats. There are shelves and there are lots of toys.

### 2. Read again. Choose A or B.

1. There are three beds in the room. .... A/B
2. You can see paintings of ships there. .... A/B
3. There's a mirror in the room. .... A/B
4. You can play with toys there. .... A/B
5. There are two beds in the room. .... A/B
6. You can see paintings of crowns. .... A/B

### 3. Choose a friend or a group to ask and answer the questions.

1. What room do you like?
2. How many beds are there in two rooms?
3. Is there a wardrobe in the rooms?
4. Are there any flowers in the boats?



Write about your room.

My room is great. There's a \_\_\_\_\_

\_\_\_\_\_

\_\_\_\_\_

\_\_\_\_\_

There are \_\_\_\_\_

\_\_\_\_\_

Speaking

Ask and answer about your house or flat.

1. Do you live in a house or in a flat?
2. Is your house big?
3. How many rooms are there in your house?
4. Is there a garden near your house?
5. Are there any chairs in your room?
6. Where do you usually watch TV?



## Lesson 8

y se

### Let's Play



1. Throw the dice and move ahead. Name the room.

2. Guess what room it is.

- There are two paintings on the wall. There is a green sofa and a big lamp.
- It's a sitting room.
- Well done!

3. Talk with a friend. Ask and answer.

What is your favourite room? — My favourite room is...



## 1. Listen and sing.


## In My Room

There is a sofa and a dog.  
And there is a little parrot on the clock.


There are three chairs and a ball.  
And there are two funny pictures on the wall.

There is a table and a book.  
And there is a brown rucksack on the hook.

There are two windows and a door.  
And there is a purple carpet on the floor.



## 2. Look and sing again.



a cat and a bat

an armchair  
and a beara map and  
a cap