

Герберт Пухта, Гюнтер Гернгрос, Пітер Льюїс-Джонс

Англійська мова English

Підручник для 2 класу
закладів загальної середньої освіти
(з аудіосупроводом)

Рекомендовано Міністерством освіти і науки України



Київ
Видавництво «Лінгвіст»
2019

УДК 811.111 кл2 (075.2)
П90

«Рекомендовано Міністерством освіти і науки України»
(Наказ Міністерства освіти і науки України від 28.03.2019 № 407)

Видано за державні кошти.
Продаж заборонено

Пухта Г., Гернґрос Г., Льюїс-Джонс П.

П90 Англійська мова. Підруч. для 2 кл. закл. загальн. середн. освіти (з аудіосупроводом) / Пухта Г., Гернґрос Г., Льюїс-Джонс П. – К.: Видавництво «Лінгвіст», 2019. – 112 с.
ISBN 978-617-7713-21-9

Підручник з аудіосупроводом призначений для вивчення англійської мови в 2-му класі, розроблений згідно з Державним стандартом початкової загальної середньої освіти Нової української школи та відповідно до Типової освітньої програми для закладів загальної середньої освіти. Підручник має ґрунтовну комунікативну й діяльнісну спрямованість, розвиває навички образного, логічного та критичного мислення і створює міцну основу для подальшого навчання.

УДК 811.111 кл2 (075.2)

Аудіосупровід до підручника Ви знайдете за посиланням
<https://lib.imzo.gov.ua/>

ISBN (англ.) 978-110-8728-90-4
ISBN (укр.) 978-617-7713-21-9

© Quick Minds, Cambridge University Press, 2014
© Quick Minds (Ukrainian edition), Cambridge
University Press and Publishing House Linguist, 2019


Contents

Back to school	4
Unit 1 The school bag	10
Unit 2 The zoo	18
Unit 3 My bedroom	26
Review: Back to school, units 1, 2 and 3	34
Unit 4 Come to my party!	36
Unit 5 Off we go!	44
Unit 6 Sports club	52
Review: units 4, 5 and 6	60
Unit 7 In the countryside	62
Unit 8 Amusement park	70
Unit 9 At the beach	78
Review: units 7, 8 and 9	86
Culture: units 1–8	88
I can do: units 1–8	97
Grammar focus	106
Map of the course	110

Back to school

1 CD 1
02

Listen and look. Then listen and say the words.



2 CD 1
03

Listen and chant.

3

Talk to a friend.

Number 4.

It's a clock.



1 Read and match.

1



Hi! How are you?

a



No, I haven't.

2



Have you got a book?

b



I'm fine. Thanks.

2

CD 1
04

Listen and say.

Grammar focus

Hello. How are you?

Have you got a pencil?

I'm fine, thanks.

Yes, I have.

No, I haven't.



3

Play the guessing game.

Hi. How are you?

I'm fine. Thanks.

Have you got a book?

Yes, I have.



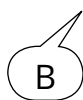
1 CD 1
06

Listen and sing.



2


Say the alphabet.





1 CD 1
08

Listen and match.



2 CD 1
09

Listen and say.

Grammar focus

What's this?
How do you spell that?

It's a ruler.
R-U-L-E-R.



3

Ask and answer.

How do you spell *notebook*?


N-O-T-E-B-O-O-K.



1 CD 1
12

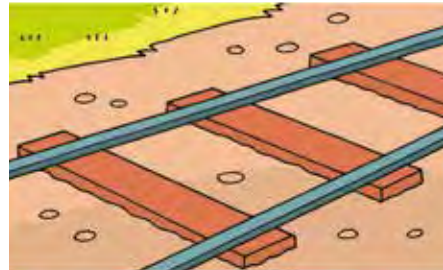



The tree on the track






2 Look at the pictures and spell the words.



3 Find who says ... But the tree is on the track!

4 CD 1 14 Listen and say.



Troy's **gr**andpa's got a **gr**eat big **gr**een **dr**agon.

The school bag

1

CD 1
16

Listen and look. Then listen and find numbers 11–20.

6 sixteen (16)

5 fifteen (15)

4 fourteen (14)

2 twelve (12)

10 twenty (20)

3 thirteen (13)

9 nineteen (19)

8 eighteen (18)

7 seventeen (17)

1 eleven (11)

2

CD 1
17

Listen and chant.

3

Ask and answer.

How many computer games?

11



1 CD 1
18

Listen, look and number.



- a ☐ There's a chair.
- b ☐ There's a clock.
- c ☐ 1 There are some pencils.
- d ☐ There's a bookcase.

2 CD 1
19

Listen and say.

Grammar focus

There's a cupboard.
There's 1 window.

There are some chairs.
There are 12 books.



3

Play the action game.



1

CD 1
20

Listen and sing.



2

Point and say.

There's a clock.

There are some cats.

1

Read and choose the correct picture.

1

Where are the rulers?


They're in the cupboard.

2

Where are the pencils?

They're under the chair.

a



b



a



b



2

CD 1
22

Listen and say.

Grammar focus

Where's the pencil?

Where are the books?

It's in the cupboard.

They're on the floor.



3

Look at the picture. Ask and answer.

Where are the notebooks?


They're in the cupboard.



1 CD 1
24



The burglars





2 Read and say 'yes' or 'no'.

- 1 There are three burglars at the school.
- 2 The burglars take a computer.
- 3 There are some monsters in the classroom.
- 4 The children stop the burglars.

3 Find who says ...

Hurry up!

4  Listen and say.



Harry's hall is full of hats.



1 CD 1
28

Listen and look at the shapes.

Can you see them in your classroom?

1



triangle

2



square

My book is
a rectangle.



3



circle

4



parallelogram

5




rectangle

2

Read and answer.

The tangram is an old Chinese toy.
What shapes can you see?

I can see a square. I can't see a circle.



3


Look at the tangrams. What shapes are missing? **Think!**

The blue triangle is missing.

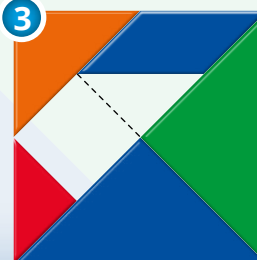
1




2



3



4



4

Make a tangram.



Project

- a Use your tangram to make the pictures.



- b Use your tangram to make a new picture.
- c Name the shapes in your tangram.



2

The zoo

1

CD 1
30

Listen and look. Then listen and say the words.

1 zebra

2 monkey

3 hippo

4 parrot

5 snake

7 tiger

6 bear

8 crocodile

2

CD 1
31

Listen and chant.

3

Ask and answer.

Do you like snakes?

Yes, I do. / No, I don't.



1 CD 1
32

Look, listen and write the names.

Peter Mary Jack Ben Lily Paul

1



2



3



Jack

4



5



6




2 CD 1
33

Listen and say.

Grammar focus

He **likes** spiders.

She **doesn't like** apples.



3

Draw an animal. Tell your friends about it.



This is Freddy the frog.
He likes spiders. He
doesn't like apples.

1 CD 1
34







Listen and sing.



2 CD 1
34

Listen again and tick (✓) the food you hear in the song.



- | | | | | | |
|--|--|--|--|---|--|
| <p>1</p>  <div style="border: 1px solid black; width: 40px; height: 40px; display: flex; align-items: center; justify-content: center;">✓</div> | <p>2</p>  <div style="border: 1px solid black; width: 40px; height: 40px; display: flex; align-items: center; justify-content: center;">...</div> | <p>3</p>  <div style="border: 1px solid black; width: 40px; height: 40px; display: flex; align-items: center; justify-content: center;">...</div> | <p>4</p>  <div style="border: 1px solid black; width: 40px; height: 40px; display: flex; align-items: center; justify-content: center;">...</div> | <p>5</p>  <div style="border: 1px solid black; width: 40px; height: 40px; display: flex; align-items: center; justify-content: center;">...</div> | <p>6</p>  <div style="border: 1px solid black; width: 40px; height: 40px; display: flex; align-items: center; justify-content: center;">...</div> |
|--|--|--|--|---|--|



1 Look, read and match.

1



2



3



4



- | | |
|-------------------------------|--------------------|
| 1 Does Taras like snakes? | a No, she doesn't. |
| 2 Does Kira like spiders? | b Yes, he does. |
| 3 Does Zlata like crocodiles? | c Yes, she does. |
| 4 Does Makar like parrots? | d No, he doesn't. |

2

CD 1
36

Listen and say.


Grammar focus

Does Mark **like** monkeys?

Yes, he **does**.



Does Emma **like** parrots?

No, she **doesn't**.



3

Look at the table. Ask and answer.

				
Mark	☹	☹	☹	☺
Emma	☹	☺	☺	☺

1 CD 1
37




The zoo keeper





2 Read and match.




a Thunder



b Misty



c Flash



d Whisper

3 Find who says ...

No, my keys!

4 Listen and say.

CD 1
39



Mike flies by pies in the sky.

Skills



1

Read and say 'yes' or 'no'.

Hipsway Zoo

What's your favourite animal? Is it the lion?
The monkey? The hippo? The lion likes meat,
the monkey likes fruit and the hippo likes grass.
Come and see them!

- 1 There are cats at the zoo.
- 2 The lion likes meat.
- 3 The hippo doesn't like grass.

2 CD 1
41

Listen and answer.

- 1 What's the name of the parrot?
- 2 Where's she from?
- 3 How old is she?
- 4 What's her favourite food?

1. The name
of the
parrot is ...



3


Ask and answer.

Does Daisy the parrot like fruit?


Yes, she does.




Daisy



Sally



John



Peter

Create
that!

1 CD 1
43

Listen and imagine.
Then draw your picture.



2

Show your picture to your friends. Then tell.

This is my animal. It's half
bear and half mouse.
It likes cheese and honey.



3

My bedroom

1

CD 2
02

Listen and look. Then listen and say the words.



2

CD 2
03

Listen and chant.

3

Ask and answer.

Where's the book?

It's on the wardrobe.

1 CD 2
04

Listen and point.

a



b



c



d



2 CD 2
05

Listen and say.

Grammar focus

I like **this** book.
I like **these** books.

I like **that** book.
I like **those** books.



3

Talk about your classroom.

I like those books.



I don't. I like these books.

1 CD 2
06

Listen and sing.



2

Ask and answer.

Do you like these chairs?

No, I don't.

1

Read and match.



1

Is this cap yours?

Yes, it's mine.

a



2

Are these jeans yours?

Yes, they're mine.

b



2

CD 2
08

Listen and say.

Grammar focus

Is this hat **yours**?

Yes, it's **mine**. / No, it's not **mine**.

Are these socks **mine**?

Yes, they're **yours**!



3

CD 2
09

Listen and point. Then play 'Who says?'


Think!



Who says, 'The elephant is mine'?

May. My turn! Who says 'The football is yours'?

1 CD 2 10 S Tidy up!





2 Act out the phone call at the end of the story.

Think!

Hi, Flash. Can you come to the park now?



Hi, Whisper. Sorry, there's a problem ...



3 Find who says ...

Bag, books, balls and dolls.

4 Listen and say.

CD 2
12



Look at the **books** all over the **room**!

Learn and
think



Recycling

1

Read and talk about the question.

Rubbish is bad for the environment
and recycling is a good idea.
What things do we throw away?



2

CD 2
14

Listen, read and point.

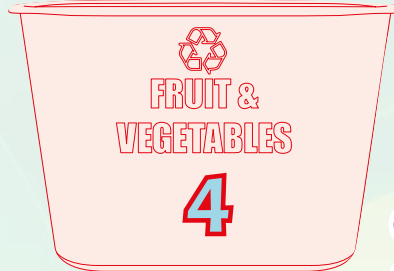

Think!

- 1 We can make old newspapers into new paper.
- 2 We can make old bottles into new glass.
- 3 We can make old cans into new metal.
- 4 We can make old fruit and vegetables into earth for the garden.



3

Read and put the rubbish into the correct bin.



4

Think of more things to put in these bins.

Think!

We can put magazines in the paper bin.

5

Make some recycling bins for your classroom.

Project



The spelling game



Act out at the zoo

1 Look, read and plan.

Our zoo keepers can answer all your questions.



Useful language

Child

Where's the ... from?

Is it dangerous?

Does it like ... ?

Thank you.

Zoo keeper

It's from ...

Yes, it is. / No, it isn't.

It likes ...

You're welcome.

2 Act out your play.



4

Come to my party!

1

CD 2
17

Listen and look. Then listen and say the words.



2

CD 2
18

Listen and chant.

3

Point and ask.

What's this?

It's your nose.

1

Read and say the names.



Jim



Sue



Sally



Paula

- 1 She's got brown hair.
- 2 She's got red hair.
- 3 He's got blue eyes.
- 4 She's got pink glasses.

2

CD 2
19

Listen and say.

Grammar focus

She's got green eyes.

He's got long hair.



3

Play the guessing game.

She's got glasses.



Is it ... ?

1

CD 2
20

Listen and sing.



2


Point and say.

She's got grey hair.


He's got brown eyes.

1 Read and say.


1




2



3



4



1 Has she got a yellow nose?

Yes, she has. / No, she hasn't.

2 Has he got a green face?

Yes, he has. / No, he hasn't.

3 Has she got red ears?

Yes, she has. / No, she hasn't.

4 Has he got black hair?

Yes, he has. / No, he hasn't.

2 CD 2
22

Listen and say.

Grammar focus

Has he got a big mouth?

Has she got green eyes?

Yes, he has.

No, she hasn't.



3

Choose an avatar. Ask and answer.

Has he got red hair?


No, he hasn't.




1 CD 2
24



Thunder's party





2 Look at the picture and choose the correct sentence.



Think!

- 1 That's not fair!
- 2 We're the winners!
- 3 Let's have a race.
- 4 Let's play.

3 Find who says ...

Let's play **Pin the tail on the donkey.**

4 CD 2 26 Listen and say.



Jane and a snake make cakes on a rainy day.

Skills



1 CD 2
28

Listen and point.



Jolly



Poppy

2

Draw a clown face and play the game.



Has your clown
got dark hair?

Yes, he has.

Has your clown
got blue eyes?

No, she hasn't.



Listen and imagine. Then draw your picture.



2

Show your picture to your friends. Then tell.



5

Off we go!

1 CD 2
32

Listen and look. Then listen and say the words.



2 CD 2
33

Listen and chant.

3

Ask and answer.

What's your favourite transport?

My favourite transport is ...

1

Follow the lines. Then say.



1 Paul

I'm flying a
I'm not flying a



2 Ruth

I'm riding a
I'm not riding a



2

CD 2
34

Listen and say.

Grammar focus

I'm flying a plane.

I'm not driving a bus.



3

Draw a picture of yourself. Tell your friend about it.



I'm sailing a boat.

1 CD 2
36


Listen and sing.



2 CD 2
36


Listen again and say the transports you hear.

Think!



1 CD 2
38

Listen and point.



2 CD 2
39

Listen and say.

Grammar focus

What **are you doing**?
Are you flying a plane?

I'm flying a plane.
Yes, I am. / **No, I'm not.**



3

Play the mime game.

What are you doing?
Are you swimming?



No, I'm not.
I'm flying a plane.

The bus trip





2 Look at the story and find the things.
Say the numbers of the pictures.

a plane

a boat

a motorbike

a bike

a helicopter

a taxi

3 Find who says ...

It's my turn to help you!

4 Listen and say.

CD 2
42



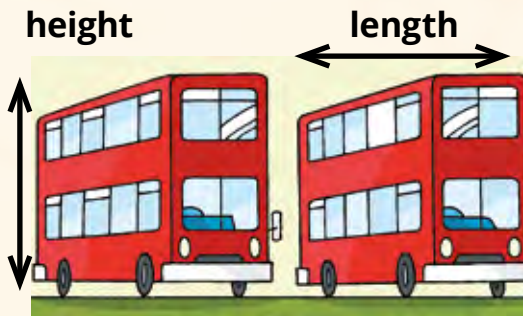
Luke's chewing Sue's new blue shoes!

Learn and
think

$$\begin{array}{r} 3 + 4 = \\ 6 - 3 = \end{array}$$

Measuring

1 Look and read. Say *a* or *b*.



We can measure height
and length.

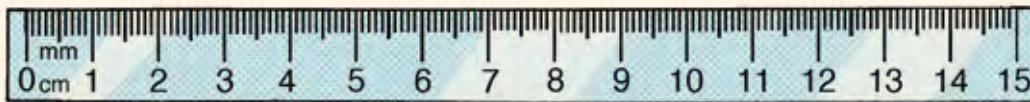


height: line ...

length: line ...

2 Read, measure and say.

We use centimetres (cm) to measure small things.
We can use a ruler.



Pencil A

Pencil A is 5cm long.

Pencil B

Pencil B is 6cm long.

Pencil C


Pencil D

3 Use a ruler to
measure things
on your desk.

My rubber is 4cm long.

4 Read, measure and say.

We use metres (m) to measure big things. We can use a tape measure.



- 1 Ira is 1m tall.
- 2 Vova is 1m and 25cm tall.
- 3 Vika ...
- 4 Sasha ...

5 Read and measure.



Think!

Project

- 1 Draw a table and write five things that you want to measure.
- 2 Choose a ruler or a tape measure.
- 3 Measure and write your results.

To measure	I use	Measurement
My scooter (length)	ruler	The scooter is 40cm long.
My brother (height)	tape	My brother is 1m and 23cm tall.

6

Sports club

1 CD 3
02

Listen and look. Then listen and say the words.

Join a sports club



1 badminton



2 baseball



3 basketball



4 football



5 hockey



6 table tennis



7 tennis



8 volleyball



2 CD 3
03

Listen and chant.

3

Choose a sports club. Ask and answer.

What are you doing?

I'm playing basketball.

badminton, baseball, basketball, football, hockey,
table tennis, tennis, volleyball

1 Look and read.

1



Swimming is fun.

2



Riding a bike is great.

3



Playing tennis is difficult.

4



Playing baseball is boring.

2


CD 3
04

Listen and say.

Grammar focus

Flying a kite **is** difficult.

Playing hockey **is** fun.



3

Look and match. Then ask and answer.

Think!

Number 1

Driving a lorry is difficult.

1



2



3



flying driving sailing playing riding playing

4



5



6



1

CD 3
05

Listen and sing.



2

Choose words and read out your new verse.

Playing music is great fun.
It's fun for everyone ...

1 CD 3
07

Listen and point.



2 CD 3
08

Listen and say.

Grammar focus

What sport do you **like doing**?

I **like playing** hockey.

I **like playing** football.

Me too.
I don't.



3

Ask and answer.

What sport do you like doing?

I like ...



The football club






2 Read and say 'yes' or 'no'.

- 1 The Green football team is full.
- 2 Flash likes playing table tennis.
- 3 Flash and Misty start a team.
- 4 Misty and Flash can't win.

3 Find who says ...

Great goal, Misty!

4 Listen and say.



A hippo and a goat with a hole in their boat.





Skills



1 CD 3
13

Listen and tick (✓).



	football		tennis		basketball		volleyball	
	😊	☹	😊	☹	😊	☹	😊	☹
 Jenny	✓
 Ian

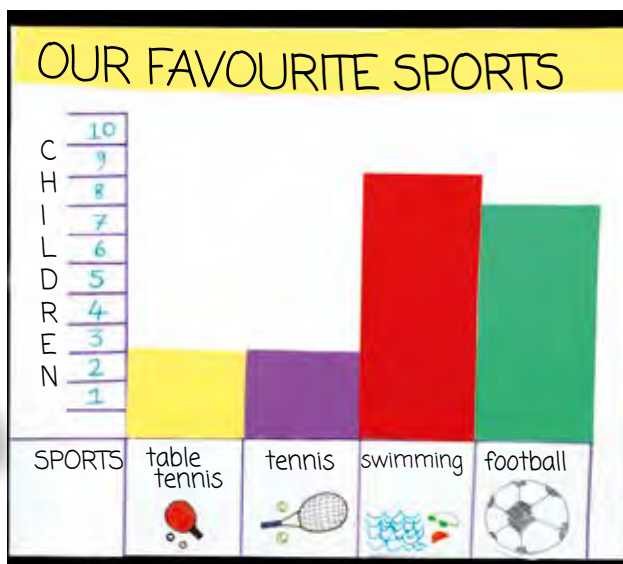
2 Ask and answer.

What's your favourite sport?

basketball ||||
football ||||

It's ...

3 Now write about your class and make a bar chart.



In our class there
are 22 children.
8 children like
swimming.
7 children like
football.
2 children like tennis.
2 children like table
tennis.

Create
that!

1

CD 3
15

Listen and imagine. Then draw your picture.



2

Write about your picture.
Then listen to your friends and guess.



My trophy is yellow. It's very big and very beautiful.
It's a trophy for tennis.

1

Make a poster. **Think!**

Sports poster

a

Choose a sport and find pictures.



b

Stick the pictures on a big piece of paper.



c

Do you like the sport? Is it easy or difficult? Write on your poster.



2

Talk about sport.


I like playing football ...

Quiz time



1 I'm ... a plane.

- a fly
- b flying
- c to fly



2 Riding ... is fun.

- a glasses
- b a kite
- c a motorbike



3 Find the different word.

- a lorry
- b mouth
- c ears

4 Look and say. She's got ...

- a green eyes.
- b glasses.
- c brown hair.



5 I'm sailing a ...

- a boat.
- b scooter.
- c plane.

6 What sport does Flash want to play?

- a tennis
- b football
- c hockey



7 Find the different sound.

- a cap
- b snake
- c cake

8 My pencils are 15 cm ...

- a long.
- b tall.
- c short.



7

In the countryside

1

CD 3
19

Listen and look. Then listen and say the words.

1 mouse

2 horse

3 cow

4 sheep

5 rabbit

7 child

6 tail

8 chicken

9 goat

2

CD 3
20

Listen and chant.

3

Make the noise.

What am I? Mooooooo ...

A cow.

1 CD 3
21

Listen and say 'yes' or 'no'.



2 CD 3
22

Listen and say.

Grammar focus

mouse – mice

sheep – sheep

person – people

child – children


woman – women

man – men



3

Look at the picture and count.



There are three women.

No, there are two women. Look.

1

CD 3
23





Listen and sing.



2

CD 3
23

Listen again and say the animals you hear.



1 CD 3
25

Listen and point.



2

Read and say 'true' or 'false'.

How many legs have they got?

- 1 Chickens have got four legs.
- 2 Goats have got two legs.
- 3 Mice have got four tails.
- 4 Spiders have got eight legs.



3 CD 3
26

Listen and say.

Grammar focus

Cows **have got** four legs.


How many legs **have chickens got?**

They've got two legs.



4

Look at the picture. Close your book and remember.



How many heads have the aliens got?

They've got three heads.

1 CD 3
28




We're lost!





Think!


2 Look at the picture and choose.



- 1 Are you OK?
- 2 Come with me.
- 3 Here you are.
- 4 I'm lost.

3 Find who says ... Where's the lake?

4 Listen and say.



The zoo keeper gives the lizards bananas for dinner.

Learn and
think



Animal groups

1

CD 3
33

Listen and read about animal groups.

We can put animals into different groups. All animal groups have different features. Here are some examples of features.



skin



hair



feathers



scales

2

Say the missing features.

Think!

Mammals

have

hair




bear

Birds

have

...



duck

Reptiles

have

...



crocodile

Fish

have

...



fish

3

Read, look and answer.

All mammals, birds, reptiles and fish have a backbone.



Can you guess what a backbone is?



4

Look and say the animal groups.

Think!



5

Make an animal group display.



Project



8

Amusement park

1

CD 3
34

Listen and look. Then listen and say the words.



2

CD 3
35

Listen and chant.

3

Act out and guess.

Are you eating a burger?

No, I'm eating an apple.

ride a roller coaster, ride a horse, win a prize,
buy chips, drink lemonade, throw a ball,
eat a burger



1

Match the children with the pictures.
Then write the words in your notebook.

throw a ball ride a roller coaster
eat a sandwich buy a burger



1 Dan

I'd like to buy
a burger.



2 Sally

I'd like to
...



3 Rob

I'd like to
...



4 Mary

I'd like to
...

a



b



c



d



2

CD 3
36

Listen and say.

Grammar focus

I'd like to drink some lemonade.

I'd like to ride a horse.



3

Look and act out.

I'd like to play
with my new
computer game!



I'd like to swim
in the sea with
my brother!

1

CD 3
37

Listen and sing.



2

CD 3
37

Listen again and number.



1 CD 3
39

Read and match. Then listen and check.



Think!

1 Where are the books?

2 Does your sister like crocodiles?

3 Is this scooter yours?

4 Has he got a big nose?

5 What are you doing?

6 Are you playing basketball?

7 What sports do you like doing?

8 How many legs have chickens got?

9 Can you touch your toes?

a Yes, it's mine.

b No, I'm playing tennis.

c Two.

d Yes, he has.

f They're in the bookcase.

e Yes, I can.

g I like playing baseball.

h I'm buying some chips.

i No, she doesn't.

2 Play the question game.

Can you touch your toes?

Yes, I can.

1 CD 3 40 S Bad apples





2 Read and say.

- 1 Here you are. The man
- 2 I'd like to buy eight apples.
- 3 I've got a bad apple.
- 4 The man has got a box ...

3 Find who says ... What can we do?

4 Listen and say.

CD 3
42



Where's the watermelon, Wally?

Skills



1

Read and say 'yes' or 'no'.



1 This is a hippo.



2 This is a bedroom.



3 These are some chairs.



4 These are some glasses.



5 This is a bed.



6 This is a lorry.

Create
that!

1

CD 3
44


Listen and imagine. Then draw your picture.



2

Show your picture to your friends. Then tell.

This is my fair. There are lots of people.
You can eat a burger, drink lemonade or
ride a roller coaster. Do you like it?



It looks fun.
I'd like to eat a
burger.

9

At the beach

1

CD 3
46

Listen and look. Then listen and say the words.

1 swim in the sea

2 paint a picture

3 eat an ice cream

4 catch a fish

5 take a photo

6 listen to music

7 look for shells

8 make a sandcastle

2

CD 3
47

Listen and chant.

3

Act and guess.

Swim in the sea.

Yes!



swim in the sea, paint a picture, eat an ice cream,
catch a fish, take a photo, listen to music, look for
shells, make a sandcastle



1

CD 3
48

Listen and number.



2

CD 3
49

Listen and say.

Grammar focus

Let's listen to music.

Good idea.

I'm not sure.

Sorry, I don't want to.



3

Look and act out.



Let's ...

Good idea.

1 CD 3
50

Listen and sing.



1

2 CD 3
50

Listen again and number.




1

Read and choose the correct picture.


1

The shell is beautiful
and I like it.

a



b




2

The car is old, but I like it.

a



b




2 CD 3
52

Listen and say.

Grammar focus

The sandcastle is nice **and** I like it.
The bike is old, **but** I like it.



3

Look and match. Then say.

The kite is new and I like it.


1



2



3



old ugly new interesting beautiful

4



5



The top of the hill





2 Look and match.

Think!



a run

b walk

c race

3 CD 3 54 Listen and say.



Jean keeps her teeth really clean.

Learn and
think

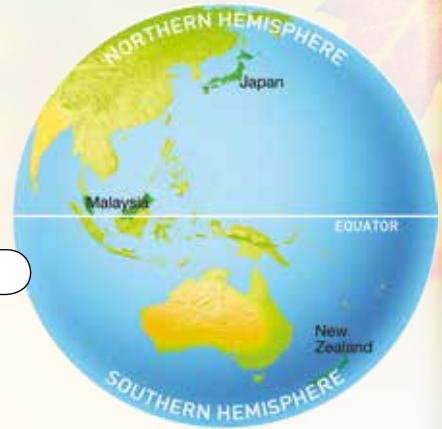


Seasons

1

Read and answer.

The world has two parts: the Northern part
and the Southern part.
In the middle is the Equator.



1 Where is your Ukraine?

My country is ...

2 What countries can you name in the
Northern part?

3 What countries can you name in the
Southern part?

2

Read and say the words.

Think!



spring



summer



autumn



winter

3

Read and answer.

Many countries have four seasons: spring, summer, autumn and winter;
but they have the seasons at different times.







What season is it in Ukraine now?

4 Look and name the seasons.




5 Look at the table about England. Then say.

Project

Country	Seasons	Seasonal activities
 England	spring	plant flowers 
	summer	
	autumn	make bonfires 
		play in the snow 


6 Make a poster. Draw a table and write about Ukraine.



The roads and rail tracks game



Quiz time



- 1 Cows ... got four legs.
a have b has c can

- 2 I'd like ... a roller coaster.
a ride b to ride c rides



- 3 What's the plural of child?
a childs b childrens c children

- 4 Let's ...
a catch a fish.
b swim in the sea.
c paint a picture.



- 5 The Super Friends are at ...
a a farm. b an amusement park. c a zoo.

- 6 Who says 'I've got an idea. Come with me'?



- 7 Find the different sound.
a lizard b bus c zoo

- 8 A mouse and a bear are ...
a reptiles. b mammals. c birds.





Telling time

1 Read and point.

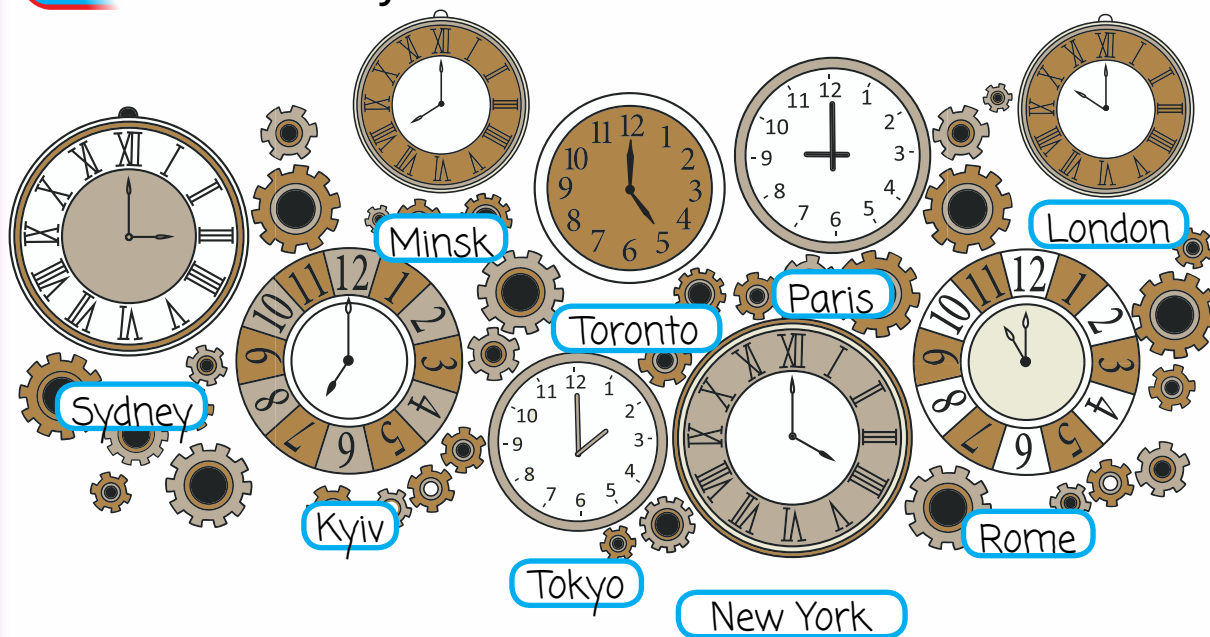
- A What time is it in New York?
B It's twelve o'clock.



- A What time is it in Dnipro?
B It's three o'clock.



2 Point and say.



3 Ask and answer.

What time is it
in Sydney?

It's three o'clock.



Buying things

1

Point and say. Then read the questions and the answers.

How much is a banana?

It's five hryvnias ten.



₴5.10

How much are the carrots?

They are nine hryvnias fifteen.



₴9.15



₴20.00



₴17.15



₴10.20



₴3.20



₴19.00



₴2.20

2

CD 3
58

Listen and say.

Grammar focus

₴ 1.00 **one hryvnia**

₴ 2.00 **two hryvnias**

₴ 11.20 **eleven hryvnias twenty**



3

Draw and write.
Then say.



It's nine hryvnias twenty.





New Year and Christmas

1

Read and point.

food

costume

New Year



Christmas



2

Point and say.

3

Draw and say.



We ... on New Year's Day.



We ... at Christmas.





Birthday

1 Read and match.



a



b



1 I've got a birthday hat.

a

2 I've got a birthday cake.

...

c



d



3 I've got a birthday card.

...

4 I've got a present.

...

2 Look and say. Use the words from the box.

cake presents
biscuits candles

I've got a cake
on my table.






Let's go!

1 Look, read and match.

- 1 The robot is going up.
- 2 The robot is going down.
- 3 The girl is going into the room.
- 4 The girl is going out of the room.




a



b



c




d



2 Look, read and finish the sentences.

- 1 The spider is going up the ...
- 2 The spider is going down the ...
- 3 The girl is going into the ...
- 4 The girl is going out of the ...

1



2

3



4

3 Act and say.

You are going up the stairs.

Yes.



Favourite activities

1

Read and point.

Pavlo: Is flying a kite difficult?

Mariia: Yes, it is.

Mariia: Is playing tennis easy?

Pavlo: No, it isn't.



2

Look, read, ask and answer.

Mariia: Is playing basketball fun?

Pavlo: Yes, it is.


fun
(Yes)



great
(Yes)



easy
(No)



boring
(No)

difficult
(Yes)



fun
(Yes)



Help your friends

1

Read and point.



Smile!



Look at the camera!



Watch out!



Listen to your teacher!



Help Tania!



Don't run!

2

Play the miming game.



3

Work in pairs. Say the phrase and do the action.



My family

1

Read and match.



- 1 This is my family: my dad and my brother. They'd like to throw a ball.
- 3 This is my sister Kira. She'd like to eat a burger.

d



- 2 This is Taras. He'd like to ride a roller coaster.
- 4 This is my mum. She'd like to ride a horse.



2

Read and point to the correct person.



- 1 Hello. I'm Denis. I'm 6. I like dogs.
- 2 This is my mum. Her name's Marta. She is 27. She can touch her toes.
- 3 This is my dad. His name's Makar. He is 28. He likes playing tennis.
- 4 This is my sister. Her name's Ilona. She's got red hair.

3

Draw your family and present it to the class.



Seasons and clothing

1 Look and name the clothes.



2 Point and read the words.



boots



rubber boots



trainers



sandals

3 Look and choose the box for the clothes and the footwear.

Box 1 is for boots. They are for winter.

1

winter

2

spring

3

summer

4

autumn

4 Look and find the mistakes. Then say.

Sandals aren't for winter. They're for summer.




I can do



Unit 1

1

Look and say.



2

Look again. Ask and answer.

Where is the board?
It's on the wall.

Where are the toys?
They're on the floor.

I can do



Unit 2

1

Look and say.

This is Paul the tiger.
He likes chicken.



Paul



Peter



Lily



Jack

2

Look again. Ask and answer.

Does Paul the tiger
like chicken?

Yes, he does.

I can do



Unit 3

1

Look and say.

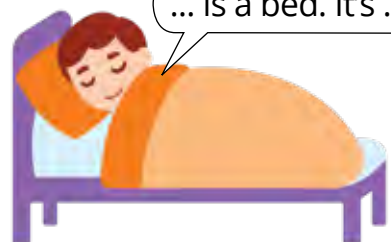
I like this bed, I don't like these socks.



2

Look and say. Use 'mine' and 'yours'.

This is a table. It's mine. That is a table. It's ...



... is a bed. It's ...

I can do



Unit 4

1

Look and say.

She's got glasses.



Sally



Sue

2

Ask and answer.

Has she got
green eyes?

This is Sue.

Yes, she has.



I can do



Unit 5

1

Look and say.


I'm flying a helicopter.

1



2

I'm not driving a bus.



3



4



5



6



I can do



Unit 6

1

Look and say.

I like playing football.
Playing football is fun.

1



2



3



4



5



6






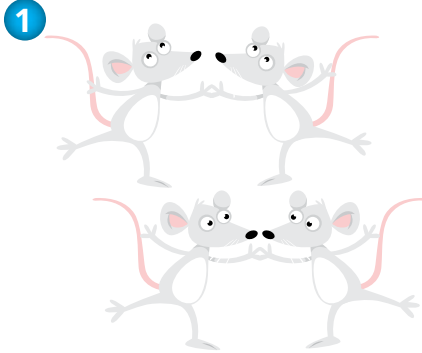


I can do



Unit 7

1 Look and count the animals.



2 Look again. How many legs have these animals got?

Mice have got four legs.


I can do



Unit 8

1

Look and say what activities you'd like to do.



I can do



Unit 9

1

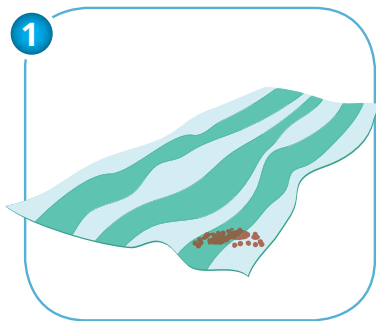
Look and say.




2

Look, read and say. Use 'and' and 'but'.

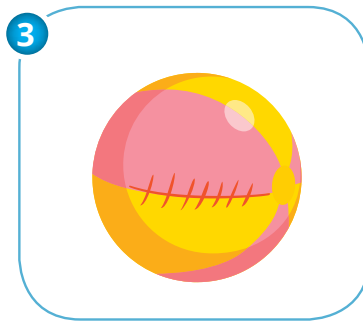
The mat is dirty, but I like it.



dirty



beautiful



old

Back to school

have got

Have ... got ?

I've / You've got 18 apples.
I / You haven't got 13 dolls.
We've got / They've got 15 books.
We / They haven't got 19 pets.

Have you got 2 pencil cases?
Yes, I have. No, I haven't.
Have they got 17 bananas?
Yes, they have. No, they haven't.

Say the complete sentences. Use 've got, Have ... got, have.

1 I ... 15 pens.

2 I ... 1 go-kart.

3 ... you ... a cake?

4 Yes, I ...

Spell the word

What's this?
How do you spell that?
How do you spell door?

It's a board.
B-O-A-R-D.
D-O-O-R.

Ask and answer how to spell the words.

1 C-H-I-C-K-E-N.

2 S-W-E-A-T-E-R.

1

There is ... / There are ...

Where's / Where are ... ?

There is a clock.
There are some cupboards.

Where's the clock?
It's on the wall.
Where are the books?
They are in the bookcase.

Say the complete sentences. Use is, are.

1 There ... a board.

2 Where ... the toys?

2

likes / doesn't like

Does ... like?

He/She **likes** monkeys.
He/She **doesn't** like snakes.

Does he/she like crocodiles?
Yes, he/she **does**.
No, he/she **doesn't**.

Say the complete sentences. Use *likes*, *doesn't like*, *Does ... like*.

1 He ... spiders. ☒

2 She ... snakes. ☒

3 ... she ... crocodiles?

4 ... he ... dogs?

3

this / that / these / those

yours / mine

I like **this** lamp.
I like **these** chairs.
I like **that** mirror.
I like **those** mats.

Is this cap **yours**?
Yes, it's **mine**. / No, It's not **mine**.
Are these jeans **mine**?
Yes, they're **yours**. / No, they are not **yours**.

Say the sentences. Choose the correct word.

1 I like *this* / *these* pens.

2 I like *that* / *those* caps.

3 Is this T-shirt *your* / *yours*?

4 Yes, it's *mine* / *yours*.

4

has got

Has ... got?

He's / She's **got** blue eyes.
He / She **hasn't** got glasses.

Has he/she **got** big ears?
Yes, he/she **has**. No, he/she **hasn't**.

Say the complete sentences. Use *'s got*, *hasn't got*, *Has ... got*.

1 She ... blue eyes. ☒

2 ... he ... glasses?

3 He ... brown hair. ☒

4 ... she ... long hair?

5

Present Continuous,
1st and 2nd person

What are you doing?

I'm driving a taxi.

We / You are driving a bus.

Are you flying a helicopter?

Yes, I am. No, I'm not.

Yes, we are. No, we aren't.

What are you doing?

I'm riding a scooter.

We're sailing a boat.

Say the complete sentences. Use 'm, am, are.

1 I ... riding a bike.

2 What ... you doing?

3 ... you sailing a boat?

4 I ... driving a taxi.

5 ... you flying a plane?

6 Yes, I ...

6

verb+ing

Playing tennis is difficult.

Riding a bike is fun.

What sports do you like doing?

I like playing football. Me too.

I like playing badminton. I don't.

Say the complete sentences about you.

1 Riding a scooter is ...

2 Playing badminton is ...

3 Reading a book is ...

4 Standing on one leg is ...

5 I like playing ...

6 I like eating ...

7

Irregular plural nouns

How many ... ?

mouse – mice
sheep – sheep
child – children
woman – women
person – people
man – men

How many legs **have rabbits got**?

Rabbits **have got** four legs.

They've got four legs.

Say the sentences. Choose the correct word.

- 1 How many legs have *mice* / *mouses* got?
- 2 *Sheep* / *sheeps* have got 4 legs.

8

I'd like to ...

I'd **like to** drink some lemonade. I'd **like to** ride a roller coaster.

Say the complete sentences about you.

- 1 I'd like to eat ...
- 2 I'd like to play ...

9

Let's ...

and / but

Let's make a cake. **Good idea.**
I'm not sure.
Sorry, I don't want to.

The cat is nice **and** I like it.
The toy is old, **but** I like it.

Read and choose the correct word. Then say your opinion.

- 1 This bike is old, *but* / *and* I like it. Let's ride bikes!
- 2 This shell is beautiful *but* / *and* I like it. Let's look for shells!

Map of the course

Back to school (pages 4–9)

Vocabulary The classroom	Grammar Revision of greetings and <i>have got</i> Spelling	Story and value <i>The tree on the track</i> Perseverance Phonics The letter sounds <i>tr</i> , <i>gr</i> and <i>dr</i>	Thinking skills Matching Sequencing
------------------------------------	---	---	--

1 The school bag (pages 10–17)

Vocabulary Numbers 11–20	Grammar <i>There's a (cupboard).</i> <i>There's 1 (cat).</i> <i>There are some (chairs).</i> <i>There are 12 (dogs).</i> <i>Where's (the pencil)?</i> <i>Where are (the books)?</i>	Story and value <i>The burglars</i> Teamwork Phonics The letter sound <i>h</i>	CLIL Maths: Tangrams ▶ Project	Thinking skills Matching Analysis of forms
---------------------------------------	--	--	--	---

2 The zoo (pages 18–25)

Vocabulary Animals	Grammar <i>(He/She) likes / doesn't like (spiders).</i> <i>Does (Mike/Emma) like (monkeys)?</i> <i>Yes, he/she does. / No, he/she doesn't.</i>	Story and value <i>The zoo keeper</i> Helping people Phonics The letter sounds <i>ie</i> and <i>y</i>	Skills Reading Listening Speaking ▶ Creativity	Thinking skills Interpreting pictures Matching Hypothesising
------------------------------	--	---	--	--

3 My bedroom (pages 26–33)

Vocabulary Furniture	Grammar <i>I like this/that (book).</i> <i>I like these/those (books).</i> <i>Is this (hat) yours?</i> <i>Yes, it's mine. / No, it's not mine.</i> <i>Are these (socks) mine? Yes, they're yours.</i>	Story and value <i>Tidy up!</i> Tidiness Phonics The letter sound <i>oo</i>	CLIL Science: Recycling ▶ Project	Thinking skills Matching Imagining Hypothesising Reflection
--------------------------------	---	---	---	--

▶ **Review: Back to school, units 1, 2 and 3 (pages 34 and 35)**

The spelling game

Act out at the zoo

4 Come to my party! (pages 36–43)

Vocabulary The face	Grammar <i>He/She's got (dark eyes).</i> <i>Has he/she got (green eyes)?</i> <i>Yes, he/she has. / No, he/she hasn't.</i>	Story and value <i>Thunder's party</i> Being a good loser Phonics The letter sounds <i>a-e</i> , <i>ai</i> and <i>ay</i>	Skills Listening Speaking ▶ Creativity	Thinking skills Matching Interpreting pictures
-------------------------------	---	--	---	---

5 Off we go! (pages 44–51)

Vocabulary Transport	Grammar <i>I'm (fly)ing (a plane).</i> <i>I'm not (driv)ing (a bus).</i> <i>What are you doing?</i> <i>Are you (fly)ing (a plane)?</i> <i>Yes I am. / No, I'm not.</i>	Story and value <i>The bus trip</i> Being generous Phonics The letter sounds <i>u–e, ew, ue and oe</i>	CLIL Maths: Measuring ▶ Project	Thinking skills Matching Predicting Mathematical reasoning
--------------------------------	--	---	---	---

6 Sports club (pages 52–59)

Vocabulary Sport	Grammar <i>(Flying a kite) is difficult.</i> <i>difficult, fun, great, boring</i> <i>What sport do you like doing?</i> <i>I like playing (hockey). Me too. / I don't.</i>	Story and value <i>The football club</i> Including people Phonics The letter sounds <i>o, oa and o–e.</i>	Skills Listening Speaking Writing ▶ Creativity	Thinking skills Matching Interpreting pictures
----------------------------	--	---	--	---

▶ Review: units 4, 5 and 6 (pages 60 and 61)

Sport poster

Quiz time

7 In the countryside (pages 62–69)

Vocabulary Farm animals	Grammar <i>mouse-mice, sheep-sheep</i> <i>person-people, child-children</i> <i>woman-women, man-men</i> <i>How many (legs) have (chickens) got?</i> <i>They've got (2 legs).</i>	Story and value <i>We're lost</i> Asking for help when you need it Phonics The letter sounds <i>z and s</i>	CLIL Science: Animal groups ▶ Project	Thinking skills Interpreting pictures Classifying Organizing information Matching
--------------------------------------	--	---	---	---

8 Amusement park (pages 70–77)

Vocabulary Amusement park	Grammar <i>I'd like to (drink a lemonade).</i> Revision	Story and value <i>Bad apples</i> Being honest Phonics The letter sounds <i>w and wh</i>	Skills Reading ▶ Creativity	Thinking skills Matching Analysis of statements
--	--	---	---	--

9 At the beach (pages 78–85)

Vocabulary Holidays	Grammar <i>Let's (listen to music).</i> <i>Good idea. / I'm not sure. / Sorry,</i> <i>I don't want to.</i> <i>The sandcastle is nice and I like it.</i> <i>The bike is old, but I like it.</i>	Story and value <i>The top of the hill</i> Modesty Phonics The letter sounds <i>ee and ea</i>	CLIL Science: Seasons ▶ Project	Thinking skills Inferring meaning Interpreting visual information
-------------------------------	--	--	---	---

▶ Review: units 7, 8 and 9 (pages 86 and 87)

The roads and rail tracks game

Quiz time

▶ Culture. Units 1–9 (pages 88–96) I can do. Units 1–9 (pages 97–105)

Grammar focus: pages 106–109

Навчальне видання
Герберт Пухта, Гюнтер Гернгросс, Пітер Льюїс-Джонс

АНГЛІЙСЬКА МОВА ENGLISH

Підручник для 2 класу закладів загальної середньої
освіти (з аудіосупроводом)

Рекомендовано
Міністерством освіти і науки України

Підписано до друку 24.06.2019. Папір офсетний.
Друк офсетний. Формат 60*90/8, 12 умовн. друк. арк.
Тираж 117 221 прим. Замовлення №__.

Віддруковано у ТОВ «КОНВІ ПРИНТ».
Свідоцтво про внесення суб'єкта видавничої справи
до Державного реєстру видавців, виготівників
і розповсюджувачів видавничої продукції.
Серія ДК № 6115, від 29.03.2018 р.
03680, м. Київ, вул. Антона Цедіка, 12
Тел. (044) 332-84-73

ТОВ «Видавництво «Лінгвіст»
04208, м. Київ, просп. Василя Порики, 9-Г, к. 58
Свідоцтво про внесення суб'єкта видавничої справи
до Державного реєстру видавців, виготівників
і розповсюджувачів видавничої продукції.
Серія ДК №6168 від 03.05.2018 р.
Адреса редакції: 04071, Київ,
вул. Нижній Вал 17/8
Email: publishing@linguist.ua
Тел. (044) 599-32-28

ISBN (англ.) 978-110-8728-90-4

ISBN (укр.) 978-617-7713-21-9

© Quick Minds, Cambridge University Press, 2014
© Quick Minds (Ukrainian edition), Cambridge University Press
and Publishing House Linguist, 2019

Усі права застережено.

Жодна частина цього видання не може бути відтворена
у будь-якій формі і будь-якими засобами без дозволу
правовласника.



www.publishing.linguist.ua

Thanks and acknowledgements

Authors' thanks

We would like to thank a number of people whose contributions proved invaluable at various stages of the planning, writing and production process of Quick Minds.

Many thanks go to our editorial team – Pablo Fernández de Córdoba, Flavia Lomborghini, Emma Stubbs, Julieta Hernández and Yevhenia Zhukova – for being such a wonderful team, for their enthusiasm, their dedication to the project, their hard work and their fabulous can-do spirit.

A special thank you goes to Esteban García, our Production Controller.

We would like to thank Jeannine Bogaard, Publishing Manager; Angus Oliver, Director, Cambridge University Press Iberia; Frances Lowndes, Global Publishing Director and John Tuttle, Deputy Managing Director, ELT, at Cambridge University Press for making this project possible. Thank you all most warmly for your support and encouragement.

Herbert Puchta Günter Gerngross Peter Lewis-Jones

The publishers are grateful to the following contributors:

Victoria Bewick: freelance writer

Oliver Design: concept design

Bloobery Design Ltd: book design and page make-up

Chefer and Abel Gantoff Sosa: cover design

Hilary Fletcher and Helen Bartlett: picture research

John Green and Tim Woolf: TEFL tapes; Bendito Sonido: audio recordings

Robert Lee and TEFL tapes: song writing

Tripode Fotografía and Stephen Bond: commissioned photos

Special thanks to Kay Bentley and Robert Quinn for their contribution in the development of the CLIL sections.

Special thanks to Iryna Shastova for her contribution in the development of the CULTURE section.

Special thanks to Yevhenia Zhukova for her contribution in the development of the I CAN DO section.

Special thanks to Karen Elliot for developing and writing the phonics material.

The publishers and authors would like to thank the following consultants:

Lucy Frino, Pippa Mayfield, Susannah Reed, Hilary Ratcliff, Melanie Williams, Anne Shovkaliuk

The publishers and authors are grateful to the following teachers that took part in class observation and interviews

Florentina Benito, Pilar Blanco, Isabel Caballero, Manuela Cabeza, María Dolores Clemente, Almudena Cortés, María Enríle, Luisa Fernanda Fernández, Mary Finbow, Dolores García, Irene García, María Elena García, Alicia Gil, Pablo Giménez, Paz Gómez, Carlota González, Carolina Jiménez, Gema Hernández, Yolanda Ibáñez, Teresa Ivars, Carlos López, Carolina Montes, Rut Pérez, Beatriz Rey, Sergio Rodríguez, Ángela Romero, Virginia Rubio, Eva Ruiz, Francisco Sánchez, Luis Sierra, Pedro Tielve, Javier Toledo, Guiomar Yagüe, Marta Zahira

The publishers are grateful to the following illustrators:

Andy Parker; Clive Goodyer (Beehive); Andrew Hennessey; David Semple; Chris Lensch (Sylvie Poggio); Bernice Lum; Anna Hancock (Beehive); Marek Jagucki; Ben Hasler (NB Illustration); Red Jelly; Katy Jackson (Bright); Graham Kennedy

The publishers are grateful to the following children for their contribution:

Lucía Aguirregomezorta Platero, Beltrán Burriel López, Rubén Gallego Guillén, Lola Lozano Sierra, Héctor Massa Sánchez

The publishers are grateful to the following for permission to reproduce copyright photographs and material:

p. 21 (l): Shutterstock/© Provasilich; p. 21 (d): Shutterstock/© Yellowjws; p. 21 (cr): Shutterstock/© Ivonne Wierink; p. 21 (r): Shutterstock/© Riverlim; p. 34 (tr): Alamy/© Louise Murray; p. 34 (cl): Corbis/© Image Source; p. 34 (cd): Photolibrary.com/© Still Pictures/Chris James; p. 34 (cr): Shutterstock/© Barbro Bergfeld; p. 34 (cr): Alamy/© vario images GmbH&CoKG; p. 34 (bl): Alamy/© Esa Hiltula; p. 34 (bd): Photolibrary.com/© Peter Arnold Images/James L Amos; p. 34 (bc): Shutterstock/© Rafa Irusta; p. 34 (br): Alamy/© Louise Murray; p. 50 (tr): Shutterstock/© Dmitry Rukhlenko; p. 55 (cl): Thinkstock/© Hemera Technologies; p. 55 (cd): Shutterstock/© D Waljaw; p. 55 (cr): Shutterstock/© Terekhov Igor; p. 55 (bl): iStock/© Elemental Imaging; p. 55 (bc): iStock/© MarsBars; p. 55 (br): Shutterstock/© Aaron Amat; p. 68 (tl): Corbis/© Chris Mattison/Frank Lane Picture Agency; p. 68 (tr): Shutterstock/© Svecia; Stickers (pear core) Shutterstock/© mikedray, (banana skin) iStock/© Mark Andrew Photography, (newspaper) Shutterstock/© tandik, (jar, bottle) iStock/© mm88, (wire) Thinkstock/© iStock, (box) Shutterstock/© titello, (can) Shutterstock/© prism68, (duck) Shutterstock/© Liane M, (cow) iStock/© redmal, (lizard) Thinkstock/© istock, (frog) Shutterstock/© Dirk Erckan

We are unable to trace the copyright holders of the photographs that appear on pages 34–35 (background), 50–51 (background) and 68–69 (background).

p. 88 (l): Shutterstock/© Redfox1980; p. 88 (l): Shutterstock/© rospoint; p. 88 (bc): Shutterstock/© Talirina, p. 89 (banana): Shutterstock/© Suiraton, p. 89 (carrots): Shutterstock/© ya_blue_koo, p. 89 (sandwich): Shutterstock/© dior12, p. 89 (peas): Shutterstock/© TetianaMal, p. 89 (sausages): Shutterstock/© Spreadesign, p. 89 (orange): Shutterstock/© uillaaa, p. 89 (apple): Shutterstock/© Studio_G, p. 89 (b): Shutterstock/© Macrovector, p. 89: Shutterstock/© leksakon, p. 90 (salad): Shutterstock/© zefirchik06, p. 90 (Santa Clause): Shutterstock/© Boyko.Pictures, p. 90 (Kutia): Shutterstock/© Ekramar, p. 90 (carols): Shutterstock/© Lyudochka, p. 90 (boy): Shutterstock/© TES_PHOTO, p. 90 (girl): Shutterstock/© Bairachnyi Dmitry, p. 90 (New year picture): Shutterstock/© Dolly, p. 90 (Christmas picture): Shutterstock/© Sarycheva Olesia, p. 91 (cake): Shutterstock/© Panda Vector, p. 91 (present): Shutterstock/© Studio_G, p. 91 (card): Shutterstock/© 3reart, p. 91 (hat, biscuits, cake below, preset below): Shutterstock/© pichayasi, p. 92 (door): Shutterstock/© MSSA, p. 92 (girl): Shutterstock/© GraphicsRF, p. 92 (robots): Shutterstock/© Marish, p. 93 (children): Shutterstock/© SofiyaV, p. 98 (boys at the desk): Shutterstock/© stockshoppe, p. 98 (children in beds): Shutterstock/© Sudowoodo, p. 99 (girls): Shutterstock/© Olga1818, p. 99 (children): Shutterstock/© Here, p. 100 (bus): Shutterstock/© Olga Ermakova, p. 100 (lorry): Shutterstock/© ideyweb, p. 100 (scooter): Shutterstock/© Nutela Pancake, p. 100 (skateboard): Shutterstock/© AnutaBerg, p. 104 (children): Shutterstock/© Olga1818, p. 104 (sandcastle): Shutterstock/© brgfx, p. 104 (mat): Shutterstock/© CloudyStock

CAMBRIDGE
UNIVERSITY PRESS

Cambridge University Press is part of
the University of Cambridge.

www.cambridge.org